

**MA** MID-AMERICA  
Siding Components®





Standard Panel Shutters, Black (002)  
 6" Flat Panel Window Header, White (001)  
 7" Foundry Shake Siding (210)

Flat Panel Door Surround with 6" Window Header, White (001)  
 Original Mount Block, White (001)  
 Recessed Mini, White (001)

## Shutters

Louver Shutters.....	4-5
Raised Panel Shutters .....	6-7
Combination Shutters .....	8
Shutter Accessories .....	9
Board-N-Batten® Shutters.....	10-11

## Windows, Doors, & Trim

Window Headers .....	12-15
Door Surrounds .....	16-17
Sunbursts .....	18-19
Dentil Trim .....	20-21

## Blocks & Vents

SturdiMount™ .....	22-23
Water Management .....	24-25
Insulated.....	26-27
UL® Electrical Products.....	28-29
Mount Blocks.....	30-33
Utility Vents.....	34-35

## Gable Vents

Standard Gable Vents .....	38-39
Specialty Gable Vents.....	40
Style-A-Vent™ Gable Vents.....	41



Triangle Gable Vent, White (001)  
7" Foundry Shake Siding (210)

# Completing the Details of Home.

At Mid-America, we're experts on trendy home topics that will never go away:

## *Curb Appeal and Low Maintenance.*

Mid-America Siding Components bring limitless potential for an outstanding exterior with easy vibrancy. Our versatile "system" approach and color coordination have all the bases covered for you, from handsome window headers, dentil trim and customizable decorative shutters, to gable vents and the most application-specific mount blocks.

All of our products are designed for efficient, contractor-friendly installation. Mid-America Siding Components mount directly onto any new or existing cladding, from vinyl and fiber cement siding to stucco and stone veneer.

Recognized as the leading manufacturer of siding accessories, Mid-America is a name you can count on. We stand behind our limited lifetime warranty and passion for unsurpassed customer service.

We're ready to help you *Complete the Details of Home.*

## Roofing Accessories

RidgeMaster.....	42-43	Color Program.....	44-45
RidgeMaster Plus.....	42-43		
HipMaster.....	42-43		
CapMaster.....	42-43		

# Louver Shutters



*Louver Shutters with Quarter Round Arch Top (002)*

# Standard Open Louver Shutter

20 Colors	001, 002, 004, 008, 009, 010, 018, 023, 027, 028, 036, 078, 117, 122, 166, 167, 282, 283, 284, 285 and paintable (030)
Non-Stock and Custom Color Program	Shutters can be produced in any color that Mid-America manufactures or a custom color. For more information, see page 44.
Widths	12" and 14½" (widths are nominal)
Lengths	25", 31", 36", 39", 43", 48", 52", 55", 60", 64", 67", 72", 75", & 80" (lengths are nominal)
Packaged	Shutters 43" and under receive 8 pack of Shutter-Loks®. Shutters over 47" receive 12 pack of Shutter-Loks®.



Size	Item #
12" x 25"	00 01 1225 ***
12" x 31"	00 01 1231 ***
12" x 36"	00 01 1236 ***
12" x 39"	00 01 1239 ***
12" x 43"	00 01 1243 ***
12" x 48"	00 01 1248 ***
12" x 52"	00 01 1252 ***
12" x 55"	00 01 1255 ***
12" x 60"	00 01 1260 ***
12" x 64"	00 01 1264 ***
12" x 67"	00 01 1267 ***
12" x 72"	00 01 1272 ***
12" x 75"	00 01 1275 ***
12" x 80"	00 01 1280 ***

Size	Item #
14½" x 25"	00 01 1425 ***
14½" x 31"	00 01 1431 ***
14½" x 36"	00 01 1436 ***
14½" x 39"	00 01 1439 ***
14½" x 43"	00 01 1443 ***
14½" x 48"	00 01 1448 ***
14½" x 52"	00 01 1452 ***
14½" x 55"	00 01 1455 ***
14½" x 60"	00 01 1460 ***
14½" x 64"	00 01 1464 ***
14½" x 67"	00 01 1467 ***
14½" x 72"	00 01 1472 ***
14½" x 75"	00 01 1475 ***
14½" x 80"	00 01 1480 ***

# Custom Open Louver Shutter

18 Colors	001, 002, 004, 008, 009, 010, 016, 018, 020, 023, 027, 028, 036, 078, 117, 122, 166, 167 and paintable (030)
Note:	4 additional colors (282, 283, 284, 285) available for: <b>L1</b> , in widths 9¼", 12", 14½" and lengths 25"-80". <b>L2</b> in widths 9¼", 12", 14½" and lengths 25"-79".
Widths	5¾", 8½", 9¼", 11", 12", 13", 14½", 16½", 18" (widths are nominal)
Lengths	18" to 144" (in ¼" increments – lengths are nominal)
Double Widths	Widths 20¼", 25½", 29½", 31" Lengths 18"-120" (widths & lengths are nominal)
Packaged	Custom shutters receive 12 pack of Shutter-Loks®.

Custom Shutters are non-returnable.



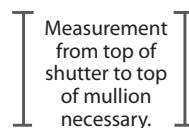
**L1**  
Cathedral Top  
Center Mullion



**L2**  
Straight Top  
Center Mullion



**L3**  
\*Cathedral Top  
Offset Mullion



**L4**  
\*Straight Top  
Offset Mullion



**L5**  
Cathedral Top  
All Louver



**L6**  
Straight Top All  
Louver



**L7**  
Straight Top  
Double Wide

\*\*\* Indicates color numbers.

# Raised Panel Shutters



*Raised Panel Shutters (078)*

# Standard Raised Panel Shutter

20 Colors	001, 002, 004, 008, 009, 010, 018, 023, 027, 028, 036, 078, 117, 122, 166, 167, 282, 283, 284, 285 and paintable (030)
Non-Stock and Custom Color Program	Shutters can be produced in any color that Mid-America manufactures or a custom color. For more information, see page 44.
Widths	12" and 14¾" (widths are nominal)
Lengths	31", 35", 39", 43", 47", 51", 55", 59", 63", 67", 67" Cottage Style, 71", 75", & 80" (lengths are nominal)
Packaged	Shutters 43" and under receive 8 pack of Shutter-Loks®. Shutters over 46" receive 12 pack of Shutter-Loks®.



Cottage Style (67" Only)

Size	Item #
12" x 31"	00 02 1231 ***
12" x 35"	00 02 1235 ***
12" x 39"	00 02 1239 ***
12" x 43"	00 02 1243 ***
12" x 47"	00 02 1247 ***
12" x 51"	00 02 1251 ***
12" x 55"	00 02 1255 ***
12" x 59"	00 02 1259 ***
12" x 63"	00 02 1263 ***
12" x 67"	00 02 1267 ***
12" x 67" cottage style	00 02 6712 ***
12" x 71"	00 02 1271 ***
12" x 75"	00 02 1275 ***
12" x 80"	00 02 1280 ***

Size	Item #
14¾" x 31"	00 02 1431 ***
14¾" x 35"	00 02 1435 ***
14¾" x 39"	00 02 1439 ***
14¾" x 43"	00 02 1443 ***
14¾" x 47"	00 02 1447 ***
14¾" x 51"	00 02 1451 ***
14¾" x 55"	00 02 1455 ***
14¾" x 59"	00 02 1459 ***
14¾" x 63"	00 02 1463 ***
14¾" x 67"	00 02 1467 ***
14¾" x 67" cottage style	00 02 6714 ***
14¾" x 71"	00 02 1471 ***
14¾" x 75"	00 02 1475 ***
14¾" x 80"	00 02 1480 ***

# Custom Raised Panel Shutter

18 Colors	001, 002, 004, 008, 009, 010, 016, 018, 020, 023, 027, 028, 036, 078, 117, 122, 166, 167 and paintable (030)
Note:	4 additional colors (282, 283, 284, 285) available for <b>P2 only</b> , in widths 12", 14½" and lengths 31"-80".
Widths	9¼", 12", 14½", 16½", 18" (widths are nominal)
Double Widths	20¼", 25½", 29½", 31" (widths are nominal)
Lengths	P1—Any length from 18"-55" P2, P3, P7—Any length from 22"-110" P4, P5, P6—Any length from 33"-144" (in ¼" increments – lengths are nominal) Maximum length of one panel section is 50" without top, center, or bottom.
Packaged	Custom shutters receive 12 pack of Shutter-Loks®.



**P1**  
One Panel



**P2**  
2 Panels Equal



**P3**  
2 Panel Unequal\*



**P4**  
3 Panels Equal

\*Measurement from top of shutter to top of mullion necessary.

6" minimum panel length. (not including top, bottom or center rails).



**P5**  
3 Panels Small Center

6" minimum panel length. (not including top, bottom or center rails).



**P6**  
3 Panels Small Top



**P7**  
Double Wide

Custom Shutters are non-returnable.

\*\*\* Indicates color numbers.

# Custom Louver-Panel Combination Shutters



Custom Louver-Panel Combination Shutters (028)

## Custom Louver-Panel Shutters

18 Colors	001, 002, 004, 008, 009, 010, 016, 018, 020, 023, 027, 028, 036, 078, 117, 122, 166, 167 and paintable (030)
Widths	9¼", 12", 14½", 16½", 18" (widths are nominal)
Lengths	22" to 110" (in 1/4" increments—lengths are nominal) Maximum length of one panel section is 50" without top, center, or bottom
Packaged	Boxed pairs with Shutter-Lok® fasteners.

Custom Shutters are non-returnable.



**LP1**  
Louver/Panel  
Cathedral Top



**LP2**  
Louver/Panel  
Straight Top



# Shutter Tops

16 Colors 001, 002, 004, 008, 009, 010, 018, 023, 027, 028, 036, 078, 117, 122, 166, 167 and paintable (030).

Packaged Boxed pairs with clips.



Quarter Round Arch Top  
Raised Panel



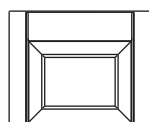
Transom Top  
Add-On



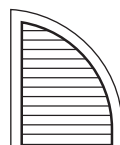
Quarter Round Arch Top  
Open Louver



14¾" x 14¾"



14¾" x 11¾"



14½" x 17"

Product	Size	Item #	Packaged	Use With
Quarter Round Arch Top	14¾" Raised Panel	00 97 0003 ***	Boxed pair with clips.	14¾" Standard Raised Panel Shutter only
Transom Top	14¾" x 11¾"	00 97 1411 ***	Boxed pair with clips.	14¾" Standard Raised Panel Shutter only
Quarter Round Arch Top	14½" x 17" Louver	00 97 0002 ***	Boxed pair with clips.	14½" Standard Louver Shutter only

# Shutter Accessories



Shutter-Lok®



Decorative Hinge and S-Hook



3" Painted Screws



Shutter Clip



Ferrule



Mini Shutters

Product	Packaged	Item #	Color
Shutter-Lok®	8 per bag	00 97 3008 ***	Stock & Custom Shutter Colors & paintable (030)
Shutter-Lok®	12 per bag	00 97 3012 ***	Stock & Custom Shutter Colors & paintable (030)
Shutter-Lok® (Bulk)	1000 loose	00 97 3001 ***	Stock & Custom Shutter Colors & paintable (030)
Decorative Hinge & S-Hook	4 Hinges, 2 Hooks/bag, 6 Bags/box	00 97 0642 002	Black
3" Painted Screws	12 per bag	00 97 2012 ***	Stock & Custom Shutter Colors & paintable (030)
3" Painted Screws (Bulk)	1000 loose pieces	00 61 1000 ***	Stock & Custom Shutter Colors & paintable (030)
Shutter Clips	12 per bag	00 61 2000 000	
Ferrule	1 piece	00 97 3021 000	
Ferrule	100 per box	00 97 3022 000	
Louver Mini Shutters	3 <sup>5</sup> / <sub>8</sub> " x 11 <sup>5</sup> / <sub>8</sub> " - each	00 08 6495 ***	Available in 22 Stock & Custom Shutter colors
Panel Mini Shutters	3 <sup>5</sup> / <sub>8</sub> " x 11 <sup>5</sup> / <sub>8</sub> " - each	00 08 5496 ***	Available in 22 Stock & Custom Shutter colors
Mini Louver Shutter Kits	3 <sup>5</sup> / <sub>8</sub> " x 11 <sup>5</sup> / <sub>8</sub> " - box	00 08 6416 000	20 Stock shutter colors/box
Mini Panel Shutter Kits	3 <sup>5</sup> / <sub>8</sub> " x 11 <sup>5</sup> / <sub>8</sub> " - box	00 08 5416 000	20 Stock shutter colors/box

\*\*\* Indicates color numbers.

# Board-N-Batten™ Shutters

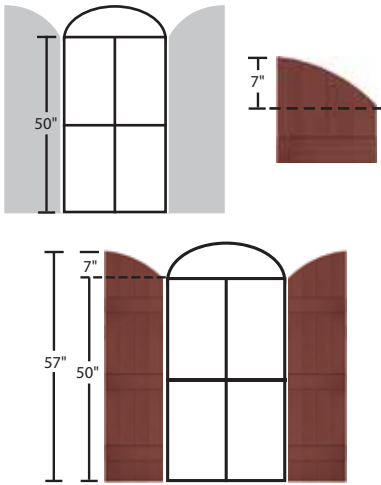


*Board-N-Batten 3-Board Spaced Shutter (078), 6" Window Headers (001), Rectangle Gable Vent (001)*

# Standard Board-N-Batten™ Shutters

20 Colors	001, 002, 004, 008, 009, 010, 018, 023, 027, 028, 036, 078, 117, 122, 166, 167, 282, 283, 284, 285 and paintable (030).
Widths	Spaced – 12" Joined – 14"
Lengths	From 31" to 80" Shutters under 55" in length will have 2 cross battens. Shutters 55" and over will have 3 cross battens. Lengths and widths are nominal.
Packaged	Boxed pairs with 12 screws.

\* NOTE: When ordering 4-Board Joined with Arch Top shutters add 7" to the window opening height to determine total shutter height. For example: 50" high window opening + 7" arch = 57" shutter.



12" Width 3-Board Spaced		14" Width 4-Board joined		14" Width 4-Board joined w/arch top	
Size	Item #	Size	Item #	Size	Item #
12" x 31"	00 03 1231***	14" x 31"	00 03 1431***	14" x 45"	00 33 1445***
12" x 35"	00 03 1235***	14" x 35"	00 03 1435***	14" x 49"	00 33 1449***
12" x 39"	00 03 1239***	14" x 39"	00 03 1439***	14" x 53"	00 33 1453***
12" x 43"	00 03 1243***	14" x 43"	00 03 1443***	14" x 57"	00 33 1457***
12" x 47"	00 03 1247***	14" x 47"	00 03 1447***	14" x 61"	00 33 1461***
12" x 51"	00 03 1251***	14" x 51"	00 03 1451***	14" x 65"	00 33 1465***
12" x 55"	00 03 1255***	14" x 55"	00 03 1455***	14" x 69"	00 33 1469***
12" x 59"	00 03 1259***	14" x 59"	00 03 1459***	14" x 73"	00 33 1473***
12" x 63"	00 03 1263***	14" x 63"	00 03 1463***	14" x 77"	00 33 1477***
12" x 67"	00 03 1267***	14" x 67"	00 03 1467***	14" x 81"	00 33 1481***
12" x 71"	00 03 1271***	14" x 71"	00 03 1471***	14" x 85"	00 33 1485***
12" x 75"	00 03 1275***	14" x 75"	00 03 1475***	14" x 89"	00 33 1489***
12" x 80"	00 03 1280***	14" x 80"	00 03 1480***	14" x 94"	00 33 1494***

# Custom Board-N-Batten™ Shutters

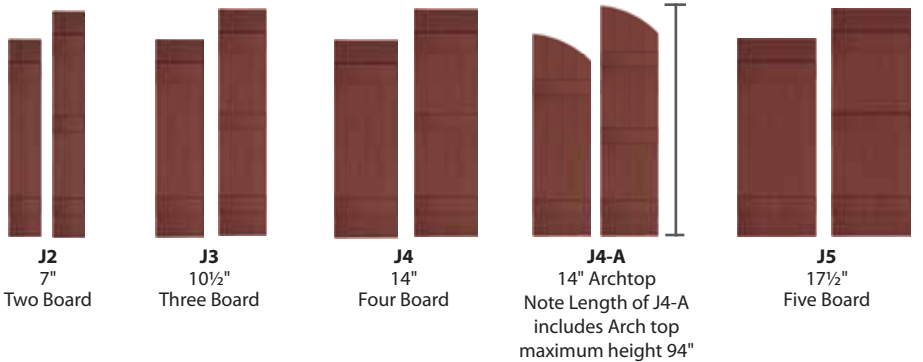
18 Colors	001, 002, 004, 008, 009, 010, 016, 018, 020, 023, 027, 028, 036, 078, 117, 122, 166, 167 and paintable (030) The following styles also available in 282, 283, 284, and 285: Styles S3 and J4 in lengths 30"-80"; Style J4-A in Lengths 45"-94"; 3 Board Spaced - 12" only; 4 Board Joined - 14" only.
-----------	--

Widths	Widths are nominal
Joined	7", 10½", 14", and 17½"
Spaced	7¾", 12", 16¼" and 20½"
Lengths	From 18" to 144" in 1/4" increments - Lengths are nominal

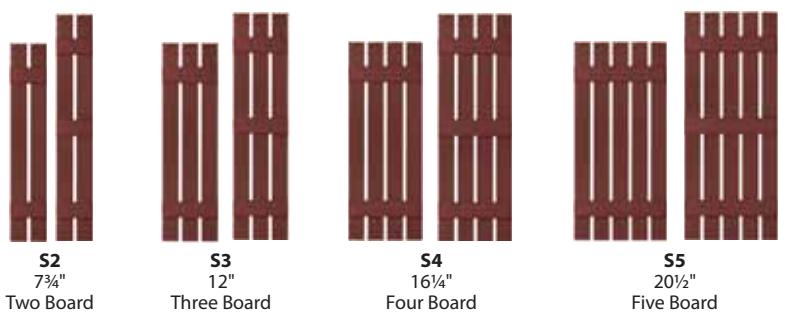
Shutters under 55" in length will have two cross battens.  
Shutters 55" and over will have three cross battens.  
Style J4-A is only available in lengths from 45" to 94"  
(in 1/4" increments)

Packaged	Boxed pairs with 12 screws.
----------	-----------------------------

## Joined



## Spaced



Custom Shutters are non-returnable.

\*\*\* Indicates color numbers.

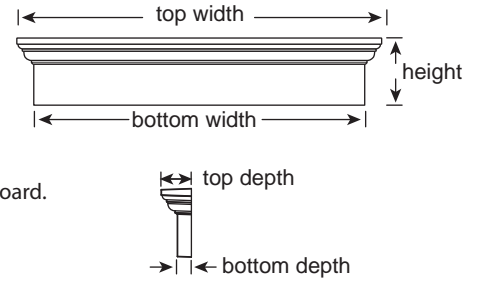
# Window Headers



*6" Flat Panel Window Header with Keystones (001)*

# 6" Window Headers

- 9 Colors: 001, 002, 008, 023, 028, 034, 078, 117, 123 and paintable (030). Ask about other colors that are available with a 25 unit minimum.
- Flat Panel and Classic Dentil Profiles. Solid, one-piece construction.
- Keystone shipped with the header for optional application.
- Surface mount on any surface including wood, vinyl, fiber cement, aluminum, stucco, brick and hardboard.
- Can be cut in center for special sizing in the field. Keystone would be used to cover the cut.
- J-Channel Back Plate provides a flat mounting surface for headers.
- Note: Back Plates available in white (001) and paintable (030) only.



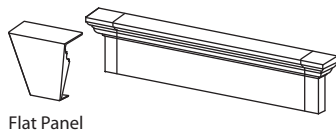
	Item #	Top Width	Bottom Width	Top Depth	Bottom Depth	Height
33 <sup>5</sup> / <sub>8</sub> " Flat Panel	00 82 0633 ***	36 <sup>1</sup> / <sub>2</sub> "	33 <sup>11</sup> / <sub>16</sub> "	2 <sup>11</sup> / <sub>16</sub> "	1 <sup>1</sup> / <sub>4</sub> "	6"
33 <sup>5</sup> / <sub>8</sub> " Classic Dentil	00 81 0633 ***	36 <sup>1</sup> / <sub>2</sub> "	33 <sup>11</sup> / <sub>16</sub> "	2 <sup>11</sup> / <sub>16</sub> "	1 <sup>1</sup> / <sub>4</sub> "	6"
33 <sup>5</sup> / <sub>8</sub> " J-Channel Back Plate	00 83 0633 ***					
37 <sup>5</sup> / <sub>8</sub> " Flat Panel	00 82 0637 ***	40 <sup>1</sup> / <sub>2</sub> "	37 <sup>11</sup> / <sub>16</sub> "	2 <sup>11</sup> / <sub>16</sub> "	1 <sup>1</sup> / <sub>4</sub> "	6"
37 <sup>5</sup> / <sub>8</sub> " Classic Dentil	00 81 0637 ***	40 <sup>1</sup> / <sub>2</sub> "	37 <sup>11</sup> / <sub>16</sub> "	2 <sup>11</sup> / <sub>16</sub> "	1 <sup>1</sup> / <sub>4</sub> "	6"
37 <sup>5</sup> / <sub>8</sub> " J-Channel Back Plate	00 83 0637 ***					
43 <sup>5</sup> / <sub>8</sub> " Flat Panel	00 82 0643 ***	46 <sup>1</sup> / <sub>2</sub> "	43 <sup>11</sup> / <sub>16</sub> "	2 <sup>11</sup> / <sub>16</sub> "	1 <sup>1</sup> / <sub>4</sub> "	6"
43 <sup>5</sup> / <sub>8</sub> " Classic Dentil	00 81 0643 ***	46 <sup>1</sup> / <sub>2</sub> "	43 <sup>11</sup> / <sub>16</sub> "	2 <sup>11</sup> / <sub>16</sub> "	1 <sup>1</sup> / <sub>4</sub> "	6"
43 <sup>5</sup> / <sub>8</sub> " J-Channel Back Plate	00 83 0643 ***					
65 <sup>5</sup> / <sub>8</sub> " Flat Panel	00 82 0665 ***	68 <sup>1</sup> / <sub>2</sub> "	65 <sup>11</sup> / <sub>16</sub> "	2 <sup>11</sup> / <sub>16</sub> "	1 <sup>1</sup> / <sub>4</sub> "	6"
65 <sup>5</sup> / <sub>8</sub> " Classic Dentil	00 81 0665 ***	68 <sup>1</sup> / <sub>2</sub> "	65 <sup>11</sup> / <sub>16</sub> "	2 <sup>11</sup> / <sub>16</sub> "	1 <sup>1</sup> / <sub>4</sub> "	6"
65 <sup>5</sup> / <sub>8</sub> " J-Channel Back Plate	00 83 0665 ***					
73 <sup>5</sup> / <sub>8</sub> " Flat Panel	00 82 0673 ***	76 <sup>1</sup> / <sub>2</sub> "	73 <sup>11</sup> / <sub>16</sub> "	2 <sup>11</sup> / <sub>16</sub> "	1 <sup>1</sup> / <sub>4</sub> "	6"
73 <sup>5</sup> / <sub>8</sub> " Classic Dentil	00 81 0673 ***	76 <sup>1</sup> / <sub>2</sub> "	73 <sup>11</sup> / <sub>16</sub> "	2 <sup>11</sup> / <sub>16</sub> "	1 <sup>1</sup> / <sub>4</sub> "	6"
73 <sup>5</sup> / <sub>8</sub> " J-Channel Back Plate	00 83 0673 ***					

# 6" Custom Cut Headers

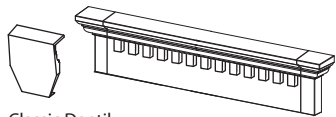
Custom Cut Headers are non-returnable.

## Cut at the ends with End Caps welded in place

- Keystones included for optional installation.
- 6" Flat Panel, welded-on End Caps
- 6" Classic Dentil, welded-on End Caps
- Available in 1/4" increments from 24" - 73"



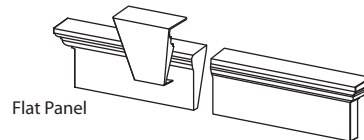
Flat Panel



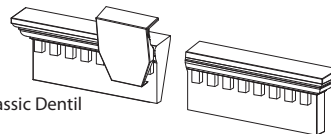
Classic Dentil

## Cut in center, NOT WELDED

- Requires use of Keystone which is included.
- 6" Flat Panel, cut in center, requires Keystone
- 6" Classic Dentil, cut in center, requires Keystone
- Available in 1/4" increments from 24" - 144"



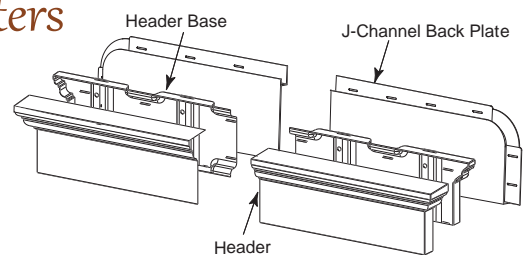
Flat Panel



Classic Dentil

# J-Channel Back Plate for Headers and Pilasters

- Provides a flat mounting surface for headers and pilasters.
- Built-in J-Channel helps prevent water penetration.
- Can be ordered in all standard and custom header sizes.
- Pilaster Back Plate is 96" in length by 3/4" and can be cut to desired size.
- Back Plate must be ordered and shipped separately.
- Note: J-Channel Back Plates available in white (001) and paintable (030) only.



\*\*\* Indicates color numbers.

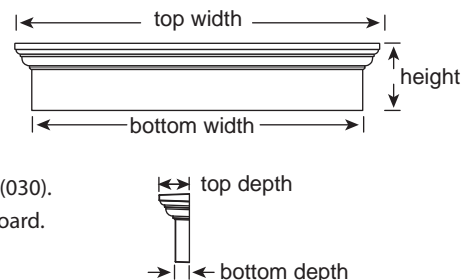
# Window Headers



*9" Flat Panel Window Header (001) and Board-N-Batten 3-Board Spaced Shutters (002)*

## 9" Window Headers

- Flat Panel and Classic Dentil Profiles. Solid, one-piece construction.
- 9 Colors: 001, 002, 008, 023, 028, 034, 078, 117, 123 and paintable (030). Ask about other colors that are available with a 25 unit minimum.
- 9" Headers available in Flat Panel in standard 128" width, custom widths over 144", and headers with end caps over 73" are only available in white (001), bright white (117), white (123), and paintable (030).
- Surface mount on any surface including wood, vinyl, fiber cement, aluminum, stucco, brick and hardboard.
- Keystone shipped with the header for optional application.
- Can be cut in center for special sizing in the field. Keystone would be used to cover the cut.
- Note: Back Plates available in white (001) and paintable (030) only.



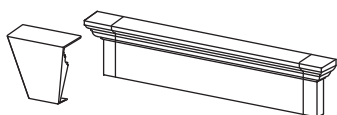
	Item #	Top Width	Bottom Width	Top Depth	Bottom Depth	Height
33 <sup>5</sup> / <sub>8</sub> " Flat Panel	00 82 0933 ***	37 <sup>7</sup> / <sub>8</sub> "	33 <sup>5</sup> / <sub>8</sub> "	3 <sup>3</sup> / <sub>4</sub> "	1 <sup>5</sup> / <sub>8</sub> "	9"
33 <sup>5</sup> / <sub>8</sub> " J-Channel Back Plate	00 84 0933 ***					
37 <sup>5</sup> / <sub>8</sub> " Flat Panel	00 82 0937 ***	41 <sup>7</sup> / <sub>8</sub> "	37 <sup>5</sup> / <sub>8</sub> "	3 <sup>3</sup> / <sub>4</sub> "	1 <sup>5</sup> / <sub>8</sub> "	9"
37 <sup>5</sup> / <sub>8</sub> " J-Channel Back Plate	00 84 0937 ***					
43 <sup>5</sup> / <sub>8</sub> " Flat Panel	00 82 0943 ***	47 <sup>7</sup> / <sub>8</sub> "	43 <sup>5</sup> / <sub>8</sub> "	3 <sup>3</sup> / <sub>4</sub> "	1 <sup>5</sup> / <sub>8</sub> "	9"
43 <sup>5</sup> / <sub>8</sub> " J-Channel Back Plate	00 84 0943 ***					
65 <sup>5</sup> / <sub>8</sub> " Flat Panel	00 82 0965 ***	69 <sup>7</sup> / <sub>8</sub> "	65 <sup>5</sup> / <sub>8</sub> "	3 <sup>3</sup> / <sub>4</sub> "	1 <sup>5</sup> / <sub>8</sub> "	9"
65 <sup>5</sup> / <sub>8</sub> " J-Channel Back Plate	00 84 0965 ***					
73 <sup>5</sup> / <sub>8</sub> " Flat Panel	00 82 0973 ***	77 <sup>7</sup> / <sub>8</sub> "	73 <sup>5</sup> / <sub>8</sub> "	3 <sup>3</sup> / <sub>4</sub> "	1 <sup>5</sup> / <sub>8</sub> "	9"
73 <sup>5</sup> / <sub>8</sub> " Classic Dentil	00 81 0973 ***	77 <sup>7</sup> / <sub>8</sub> "	73 <sup>5</sup> / <sub>8</sub> "	3 <sup>3</sup> / <sub>4</sub> "	1 <sup>5</sup> / <sub>8</sub> "	9"
73 <sup>5</sup> / <sub>8</sub> " J-Channel Back Plate	00 84 0973 ***					
128" Flat Panel	00 82 9128 ***	132 <sup>1</sup> / <sub>4</sub> "	128"	3 <sup>3</sup> / <sub>4</sub> "	5 <sup>7</sup> / <sub>8</sub> "	9"
128" J-Channel Back Plate	00 84 9128 ***					

## 9" Custom Cut Headers

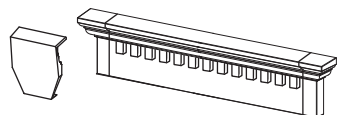
*Custom Cut Headers are non-returnable.*

### Cut at the ends with End Caps welded in place

- Keystones included for optional installation.



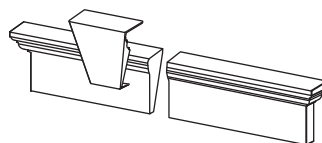
- 9" Flat Panel, welded-on End Caps
- Available in 1/4" increments from 24" - 123"



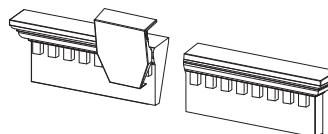
- 9" Classic Dentil, welded-on End Caps
- Available in 1/4" increments from 24" - 73"

### Cut in center, NOT WELDED

- Requires use of Keystone which is included.



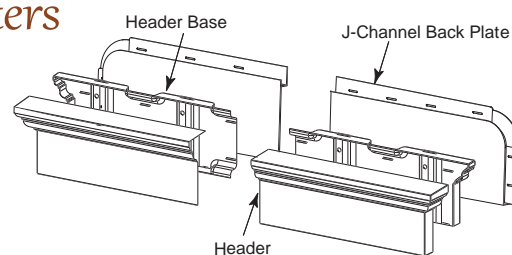
- 9" Flat Panel, cut in center, requires Keystone
- Available in 1/4" increments from 24" - 256"



- 9" Classic Dentil, cut in center, requires Keystone
- Available in 1/4" increments from 24" - 144"

## J-Channel Back Plate for Headers and Pilasters

- Provides a flat mounting surface for headers and pilasters.
- Built-in J-channel helps prevent water penetration.
- Can be ordered in all standard and custom header sizes.
- Pilaster Back Plate is 96" in length by 3/4" and can be cut to desired size.
- Back Plate must be ordered and shipped separately.
- Note: J-Channel Back Plates available in white (001) and paintable (030) only.



\*\*\* Indicates color numbers.

# Door Surrounds



*Door Surround with 9" Flat Panel Header with Keystone (117)*



# Door Surrounds

Please note: Headers sold separately, please see pages 12-15.

## Pilaster Kit used with 6" and 9" Headers

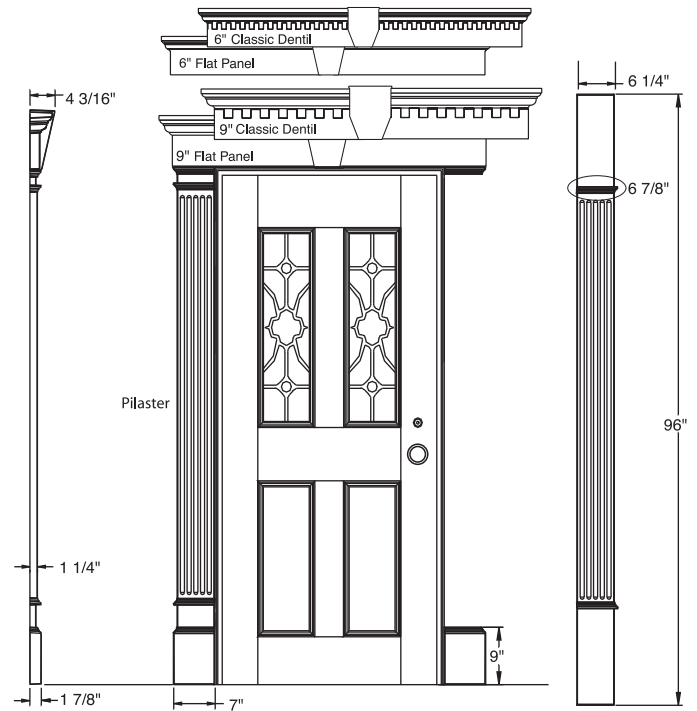
Item # 00 88 1111 \*\*\* Kit includes 2 Pilasters with bases, 2 bottom corners with bases, 2 transition tops, 4 transition clips, and mounting fasteners.

- 9 Colors: 001, 002, 008, 023, 028, 034, 078, 117, 123 and paintable (030). Ask about other colors that are available with a 25 unit minimum.
- Note: Headers with welded on End Caps require modification in the field to fit flush with the Pilaster.
- Pilaster dimensions: 96" x 6 7/8" x 1 7/8"
- Accommodates extra tall openings up to 8 1/2 feet.
- Includes mounting screws.

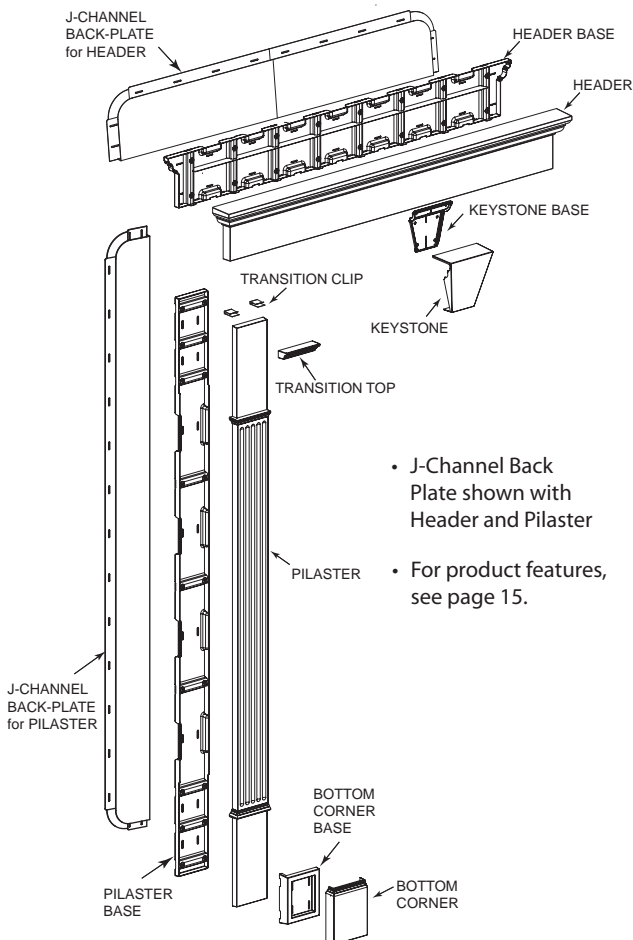
## J-Channel Back Plate for Pilaster

Item # 00 83 2696 \*\*\* 2 per box

- Note: Back Plates only available in white (001) and paintable (030).



## J-Channel Back Plate



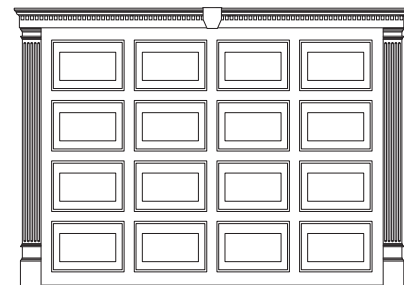
### Common Door Sizes:

- 32" Door = 51 1/2" Header
- 36" Door = 55 1/2" Header
- 10' Door = 139 1/2" Header
- 16' Door = 211 1/2" Header

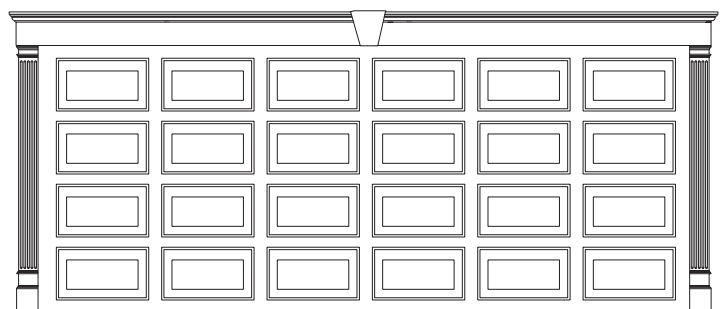
### These overall dimensions assume:

4" for brick mold, 14" for pilasters, and 1 1/2" for transition pieces

- Garage Door Surround with 6" Header
- Up to 144" Classic Dentil Profile



- Garage Door Surround with 9" Header Up to 256" Flat Panel Profile



\*\*\* Indicates color numbers.

# Sunbursts and Sunburst Kits



*Elliptical Half Round Sunburst (001), Panel Shutters (078), 6" Flat Panel Window Header with Keystone (117)*

## Half Round and Elliptical Sunbursts

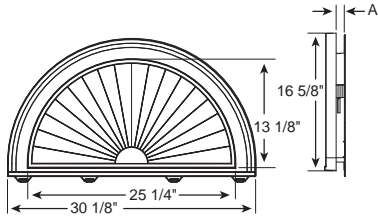
Colors	White (001) and paintable (030) only.
Packaged	One per box.
Features	Compatible with all siding products. Lock-on trim ring simplifies installation.
Installation	Surface Mount or Siding Integrated.

## Sunburst Kits

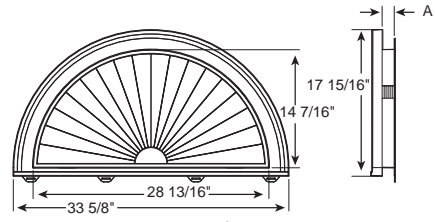
Colors	White (001) and paintable (030) only.
Packaged	One per box.
Features	Uses 33 5/8" Sunburst with specialty ring and 6" Header. Compatible with all siding products. Can be trimmed to custom fit window widths.
Installation	Surface Mount.

	Item #	Half Round	Elliptical	Dimension A Locking Positions
30" (2' 6" single)	00 84 3000 ***	•		0", .25", .5", .75", 1.0", 1.25"
33 5/8" (2' 8" single)	00 84 3358 ***	•		0", .25", .5", .75", 1.0", 1.25"
37 5/8" (3' 0" single)	00 84 3758 ***	•		0", .25", .5", .75", 1.0", 1.25", 1.50"
43 5/8" (3' 6" single)	00 84 4358 ***	•		0", .25", .5", .75", 1.0", 1.25", 1.50"
65 5/8" (2' 8" double)	00 84 6558 ***		•	0", .25", .5", .75", 1.0", 1.25", 1.50"
73 5/8" (3' 0" double)	00 84 7358 ***		•	0", .25", .5", .75", 1.0", 1.25", 1.50"
36" - 69" Flat Panel Kit	00 85 0036 ***	•		—
69" - 106" Flat Panel Kit	00 85 0070 ***	•		—

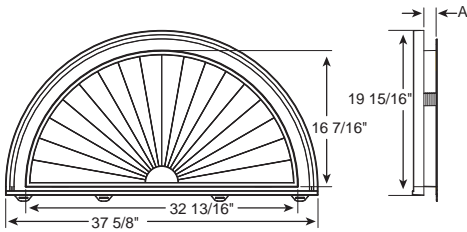
## Half Round Sunburst



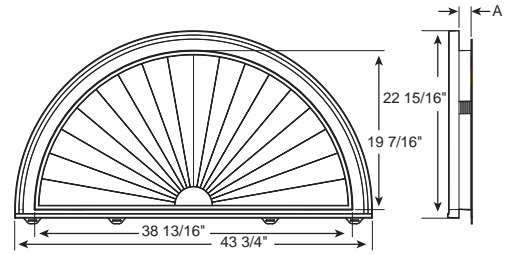
30" (2' 6" single)  
Item # 00 84 3000 \*\*\*



33 5/8" (2' 8" single)  
Item # 00 84 3358 \*\*\*

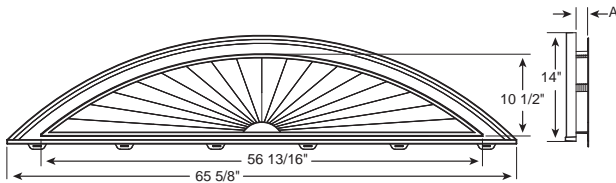


37 5/8" (3' 0" single)  
Item # 00 84 3758 \*\*\*

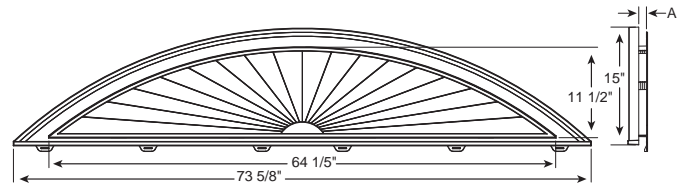


43 5/8" (3' 6" single)  
Item # 00 84 4358 \*\*\*

## Elliptical Sunburst

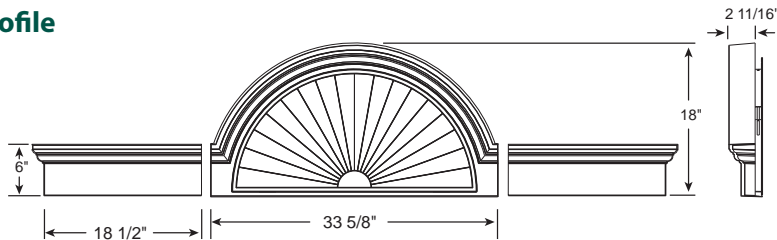


65 5/8" (2' 8" double)  
Item # 00 84 6558 \*\*\*

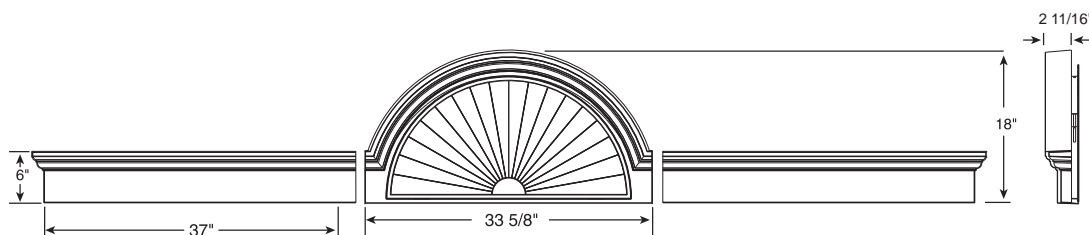


73 5/8" (3' 0" double)  
Item # 00 84 7358 \*\*\*

## Flat Panel Profile



36" - 69" KIT  
Item # 00 85 0036 \*\*\*



69" - 106" KIT  
Item # 00 85 0070 \*\*\*

# Dentil Trim



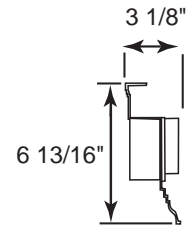
*Square Tooth Dentil (001)*

# Dentil Trim

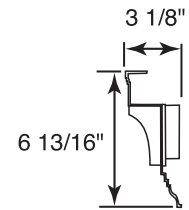
9 Colors	001, 002, 008, 023, 028, 034, 078, 117, 123 and paintable (030). Also available in our full color offering with a 4-box minimum. No minimum required on corners or end caps.
Packaged	(8) 4 foot pieces per box.
Features	Installs easily and ensures a perfect custom fit.



**Square Tooth Dentil Trim**  
Item # 00 09 0010 \*\*\*

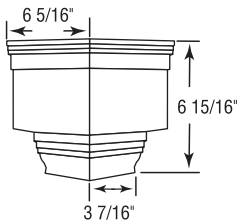


**Scalloped Tooth Dentil Trim**  
Item # 00 09 0011 \*\*\*

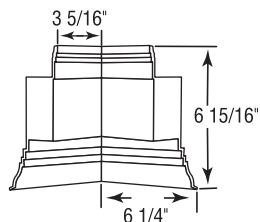


## Corner Blocks

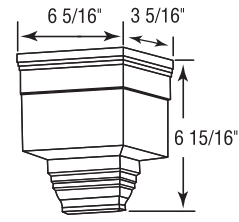
Corner and all necessary hardware.  
Outside corner and inside corner sold separately.



**Outside Corner**  
Item # 00 09 0013 \*\*\*



**Inside Corner**  
Item # 00 09 0014 \*\*\*



**End Cap**  
Item # 00 09 0012 \*\*\*

\*\*\* Indicates color numbers.

# Fiber Cement Mounting Blocks

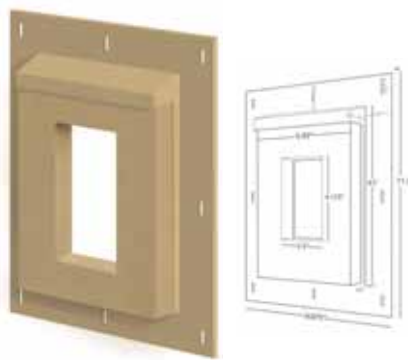


*Oversized Mount (AW)*

SturdiMount products are the first fiber cement mounting blocks manufactured using James Hardie XLD Trim. Providing a water management solution, SturdiMount blocks are easy to install and provide a clean finished look more appealing than alternative methods. A full line of mounting blocks are available and listed on our website.

The pre-flashed, pre-assembled mounts are manufactured of fiber cement with a durable polymer flange. Easily installed, they offer the versatility to mount everything from dryer vents and coach lights to hose bibs and receptacle outlets. SturdiMount products are the first fiber cement mount blocks and the only ones to carry the "Recommended by James Hardie" logo. The line is available in 12 color-matched colors, plus primed.

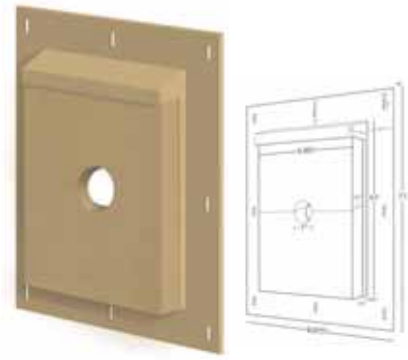
- Manufactured of fiber cement with a durable polymer flange
- Easy installation
- Pre-assembled and pre-flashed
- Pre-painted or paintable
- Will not chalk or fade



### RECEPTACLE MOUNT

Item # SMR68 \*\* 5 per box

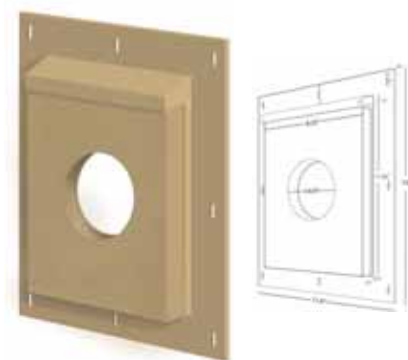
- 6" x 8½"
- To be used with electrical boxes.



### SPLIT MOUNT

Item # SMS68 \*\* 5 per box

- 6" x 8½"
- To be used on spigots, gas lines, bib lines and door bells.



### UNIVERSAL MOUNT

Item # SMU811 \*\*4 5 per box

- 8½" x 11"
- To be used on standard lights and dryer vents.



### OVERSIZED MOUNT

Item # SMO815 \*\* 5 per box

- 8½" x 15"
- To be used on coach lights.


Actual colors may vary from printed examples. For exact color matching, see a color key chain.



Arctic White (AW)




Autumn Tan (AT)



Cobble Stone (CS)




Khaki Brown (KB)




Light Mist (LM)




Monterey Taupe (MT)




Navajo Beige (NB)



Sail Cloth (SC)



Sandstone Beige (SB)




Woodland Cream (WC)



Woodstock Brown (WB)



Timber Bark (TB)



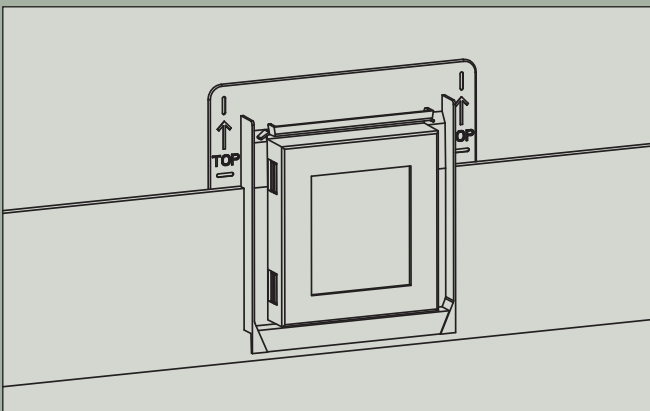
Primed (P)

\*\* Indicates color codes.

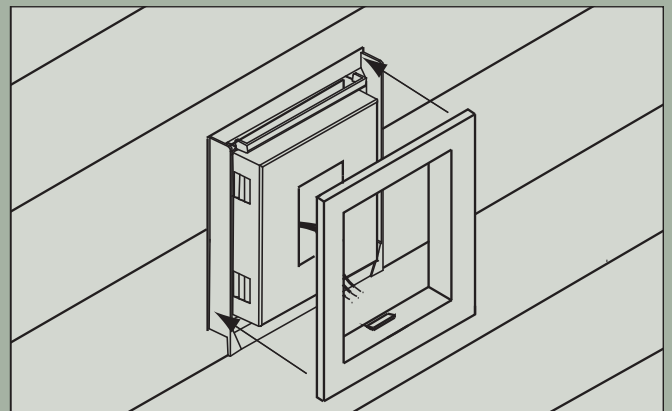
# Water Management Mount Blocks



MountMaster - WM (008)



Water is diverted to the front face of the siding through the water management channel.



Trim ring locks in three positions: 7/16, 11/16, and 15/16.

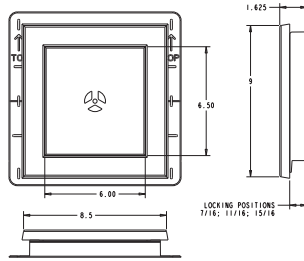


# Water Management Mount Blocks

- Water is diverted through channels to the front face of the siding.
- Each block has multiple locking positions to accommodate a variety of siding projections - 7/16, 11/16, 15/16.
- Color molded through to prevent fading and cracking.
- Helps protect against moisture that can damage the building materials.
- Conceals caulk and terminating siding ends for a professional and clean finish.
- Suggested applications - fiber cement, wood, lap, or cedar shake siding.

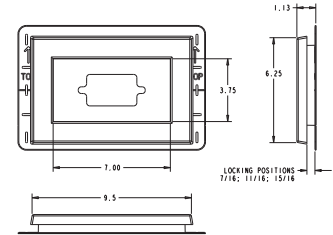
## MountMaster® - WM

Available in our full color offering.  
Item # 00 03 7101\*\*\* 10 per box



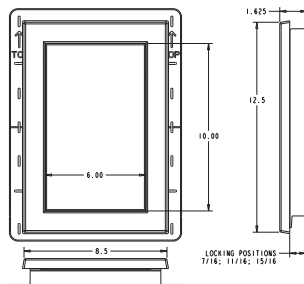
## Horizontal Recess Mount - WM

Available in our full color offering  
Item # 00 03 7201\*\*\* 10 per box



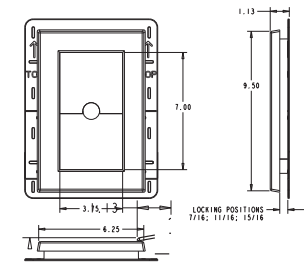
## Jumbo - WM

Available in our full color offering.  
Item # 00 03 7701\*\*\* 10 per box



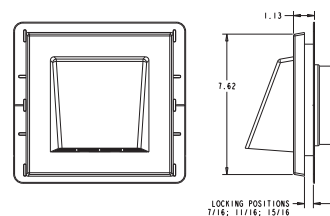
## Split Block - WM

Available in our full color offering.  
Item # 00 03 7401\*\*\* 10 per box



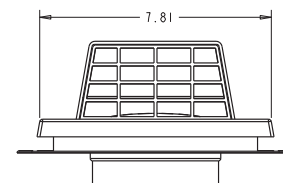
## 4 Inch Hooded Vent - WM

Available in our full color offering.  
Colors Item # 00 03 7805\*\*\* 1 per box  
White & Paintable Item # 00 03 7804\*\*\* 4 per box



## Small Animal Guard for 4" Hooded Vent - WM

Available in 001, 002, 023, 030  
Colors Item # 00 98 0707\*\*\* 1 per box



*Optional Small Animal Guard  
Not for Dryer Vent*

## Wire Screen for 4" Hooded Vent - WM

Item # 00 98 0876 000 1 per box

\*\*\* Indicates color numbers.

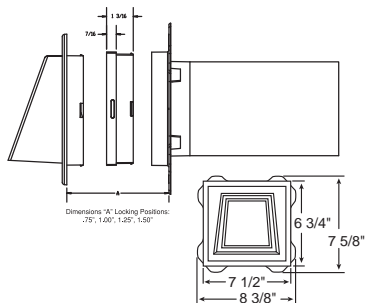
# Mount Blocks & Utility Vents for Insulated Siding



*MountMaster for Insulated Siding (008)*

# Mount Blocks and Utility Vents for Insulated Siding

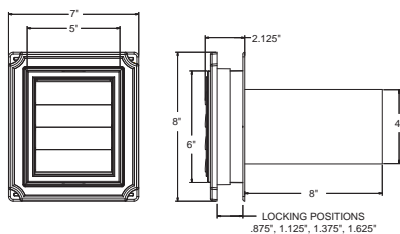
- Deeper locking positions to allow for thicker insulated type siding.
- Conceals cut edge of siding for a finished look.
- Available in the most colors in the industry. Our full color offering will match most manufacturers' siding colors.



## 4" Hooded Vent for Insulated Siding

White (001)	Item # 00 03 5804 001	4 per box
Paintable (030)	Item # 00 03 5804 030	4 per box
Colors	Item # 00 03 5805 ***	1 per box

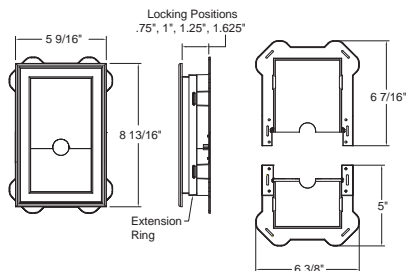
- Locking positions .75", 1.00", 1.25", 1.50"
- Concealed exhaust flap.
- Includes 8" long aluminum tube (4" dia).
- 12 sq. in. net free ventilation area
- 1/4" Wire screen available, ordered separately Item # 00980886000



## Master® Exhaust Vent for Insulated Siding

Scalloped	Item # 00 03 5801 ***	4 per box
-----------	-----------------------	-----------

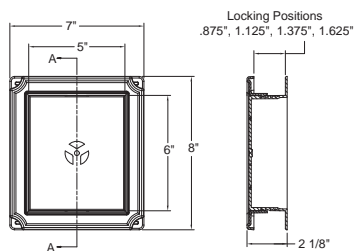
- Locking positions .875", 1.125", 1.375", 1.625"
- Exhaust flaps stay closed when not in use.
- Lock-On Trim Ring simplifies installation.
- Includes 8" long aluminum tube (4" dia.).
- 12 sq. in. net free ventilation area



## Split Block for Insulated Siding

Item # 00 03 5401 ***	10 per box
-----------------------	------------

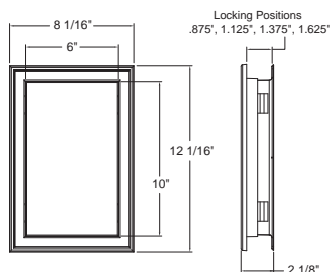
- Locking positions .75", 1.00", 1.25", 1.625"
- Ring and block split apart.



## Original MountMaster® for Insulated Siding

Scalloped	Item # 00 03 5101 ***	10 per box
-----------	-----------------------	------------

- Locking positions .875", 1.125", 1.375", 1.625"
- Provides level and waterproof surface for all exterior accessories.



## Jumbo Mount for Insulated Siding

Item # 00 03 5701 ***	10 per box
-----------------------	------------

- Locking positions .875", 1.125", 1.375", 1.625"
- For coach lamps, etc.

\*\*\* Indicates color numbers.

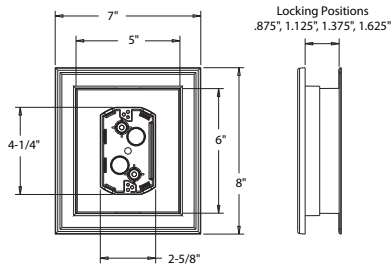
# UL<sup>®</sup> Listed Electrical Mount Blocks



*Jumbo Electrical Block, Centered (008)*

# UL<sup>®</sup> Listed Electrical Mount Blocks

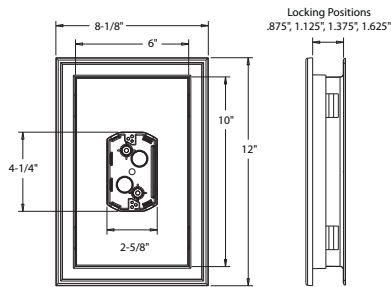
- Our UL<sup>®</sup> Electrical Products allow the electrical connection to be made over the top of the house wrap for a clean appearance.
- Allows the electrical connection to be made over the top of the house.



## Electrical Block

White (001)	Item # 00 03 1001 001	10 per box
Paintable (030)	Item # 00 03 1001 030	10 per box
Colors	Item # 00 03 1002 ***	2 per box

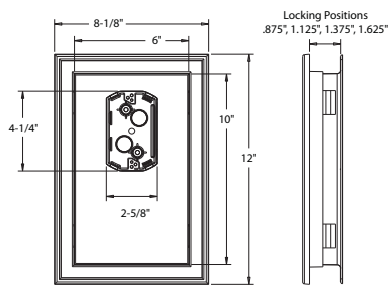
- Locking positions .875", 1.125", 1.375", 1.625"
- Electrical mounting block with UL listed 18 cu. in. outlet box.
- Can be used on standard or insulated siding.



## Jumbo Electrical Block – Centered

White (001)	Item # 00 03 2011 001	10 per box
Paintable (030)	Item # 00 03 2011 030	10 per box
Colors	Item # 00 03 2022 ***	2 per box

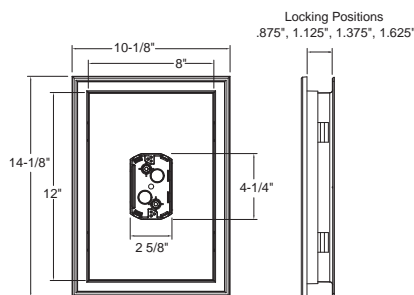
- Locking positions .875", 1.125", 1.375", 1.625"
- Electrical mounting block with UL listed 18 cu. in. outlet box.
- Can be used on standard or insulated siding.



## Jumbo Electrical Block – Offset

White (001)	Item # 00 03 2010 001	10 per box
Paintable (030)	Item # 00 03 2010 030	10 per box
Colors	Item # 00 03 2002 ***	2 per box

- Locking positions .875", 1.125", 1.375", 1.625"
- Electrical mounting block with UL listed 18 cu. in. outlet box.
- Can be used on standard or insulated siding.



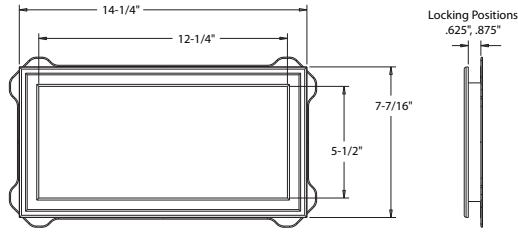
## Super Jumbo Electrical Block

White (001)	Item # 00 03 3011 001	4 per box
Paintable (030)	Item # 00 03 3011 030	4 per box
Colors	Item # 00 03 3001 ***	1 per box

- Locking positions .875", 1.125", 1.375", 1.625"
- For larger coach lamps and smaller electrical and water meters.
- Can be used on standard or insulated siding.

\*\*\* Indicates color numbers.

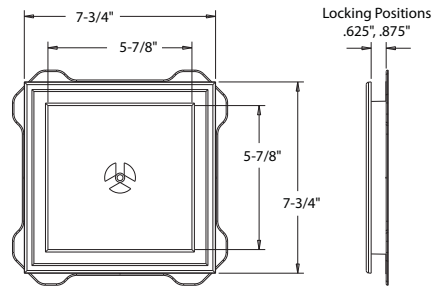
# Recessed Mount Blocks



## Recessed Jumbo

Item # 00 03 2201 \*\*\* 10 per box

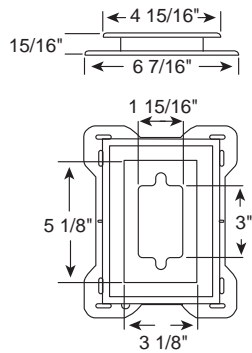
- Locking positions .625", .875"
- Low profile, inset block.



## Recessed Square

Item # 00 03 0202 \*\*\* 10 per box

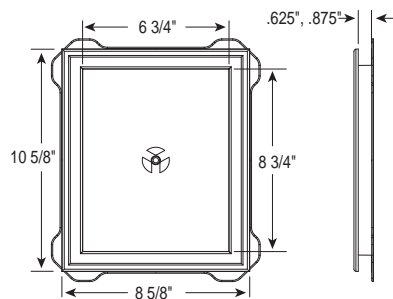
- Locking positions .625", .875"
- Low profile, inset block.



## Recessed Mini

Item # 00 03 0201 \*\*\* 10 per box

- Locking positions .75", 1.00", 1.25"
- Low profile, inset block.

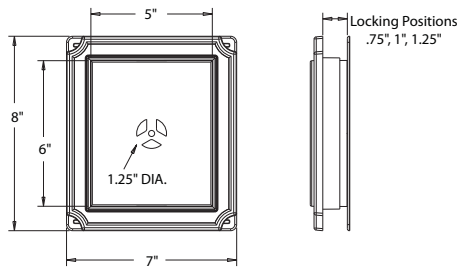


## Large Recessed Mount

Item # 00 03 2401 \*\*\* 5 per box

- Locking positions .625", .875"
- Low profile, inset block.

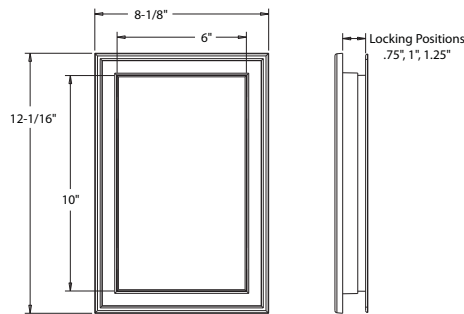
# Mount Blocks



## Original MountMaster®

Scalloped Item # 00 03 0101 \*\*\* 10 per box  
 Square Item # 00 03 0102 \*\*\* 10 per box

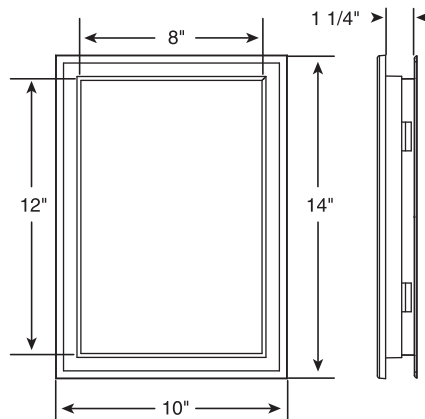
- Locking positions .75", 1.00", 1.25"
- Provides level and waterproof surface for all exterior accessories.



## Jumbo Mount

Item # 00 03 2701 \*\*\* 10 per box

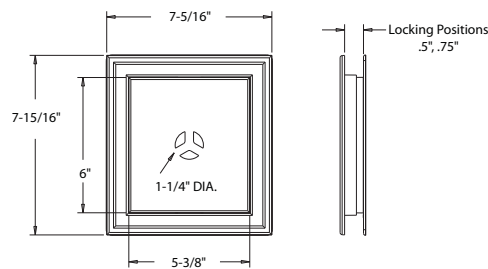
- Locking positions .75", 1.00", 1.25"
- For larger coach lamps and smaller electrical and water meters.



## Super Jumbo Mount

White (001) Item # 00 03 2811 001 4 per box  
 Paintable (030) Item # 00 03 2811 030 4 per box  
 Colors Item # 00 03 2801 \*\*\* 1 per box

- Locking positions .75", 1.00", 1.25"
- For larger coach lamps and smaller electrical and water meters.



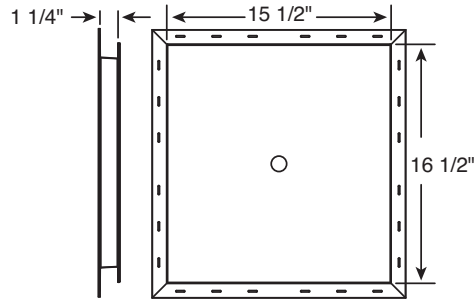
## Slim Line

Item # 00 03 0103 \*\*\* 10 per box

- Locking positions .50", .75"
- Low profile for soffits, etc.
- Provides level and waterproof surface for all exterior accessories.

\*\*\* Indicates color numbers.

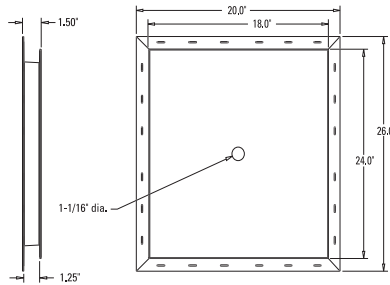
# Mount Blocks



## Meter Block

White (001)	Item # 00 03 0930 001	6 per box
Paintable (030)	Item # 00 03 0930 030	6 per box
Colors	Item # 00 03 0901 ***	1 per box

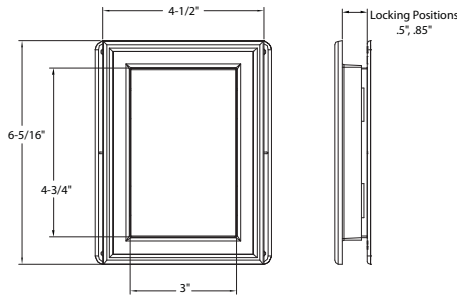
- For meters and extra large fixtures.



## Jumbo Meter Block

White (001)	Item # 00 03 2930 001	4 per box
Paintable (030)	Item # 00 03 2930 030	4 per box
Colors	Item # 00 03 2901 ***	1 per box

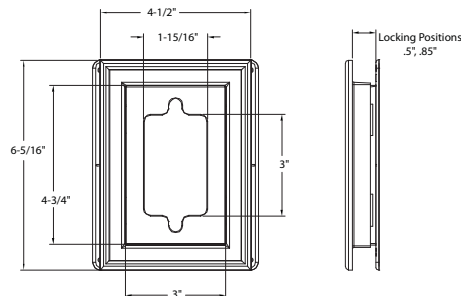
- For larger sized meters, mounts flush, built-in J-Channel.
- Easy to install.
- Screw or nail onto any surface.



## Mini

Item # 00 03 0402 \*\*\* 10 per box

- Locking positions .50", .85"
- For door bells, switches, outlets, etc.



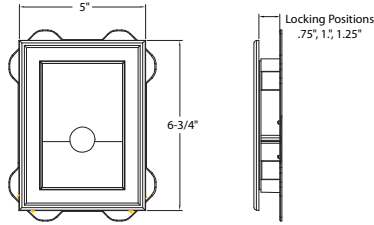
## Mini Mount Pre-Cut

Item # 00 03 0403 \*\*\* 10 per box

- Locking positions .50", .85"



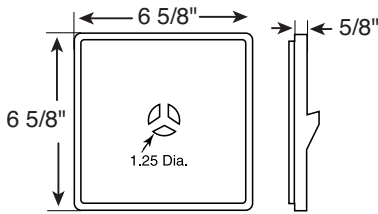
# Mount Blocks



## Split Block Mini

Item # 00 03 0401 \*\*\* 10 per box

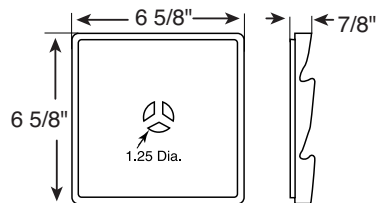
- Locking positions .75", 1.00", 1.25"
- Fits around existing pipes and wires.



## SurfaceMaster® Surface Block for Dutch Lap Siding

Item # 00 03 0502 \*\*\* 10 per box

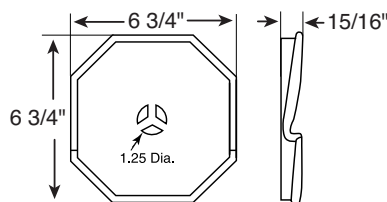
- For installing fixtures, after the siding is up.



## SurfaceMaster® Surface Block for Triple 3\"/>

Item # 00 03 0503 \*\*\* 10 per box

- For installing fixtures, after the siding is up.



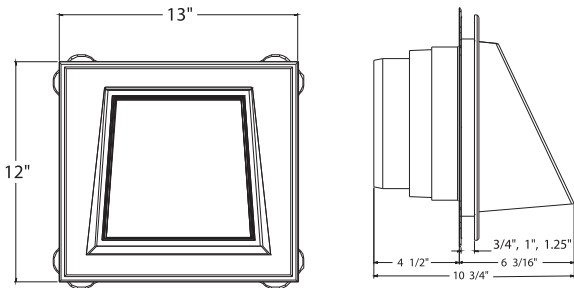
## SurfaceMaster® Surface Block for 4\"/>

Item # 00 03 0504 \*\*\* 10 per box

- For installing fixtures, after the siding is up.

\*\*\* Indicates color numbers.

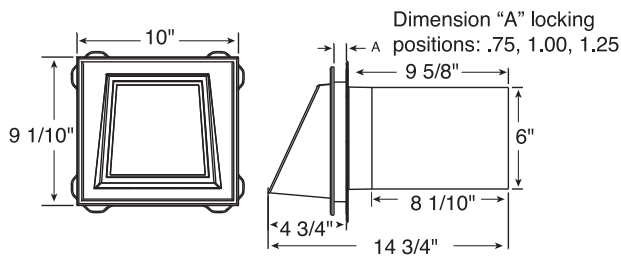
# Utility Vents



## 8" Hooded Vent

Item # 00 03 0808 \*\*\* 1 per box

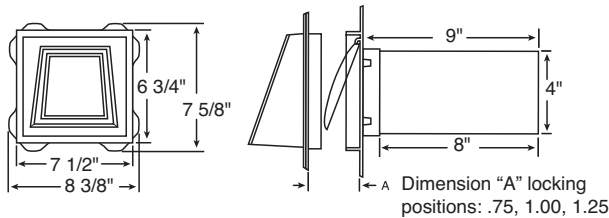
- Meets the increased air flow requirements of newer high efficiency HVAC Systems.
- Can be installed with an 8" or 7" diameter tube (not included).
- Adapter for 7" diameter tube is included.
- Concealed exhaust flap.
- Wire screen included.
- 48 sq. in. net free ventilation area.



## 6" Hooded Vent

Item # 00 03 0806 \*\*\* 1 per box

- Locking positions .75", 1.00", 1.25"
- Concealed exhaust flap.
- Wire screen included.
- Includes 8" long aluminum tube.
- 25 sq. in. net free ventilation area.



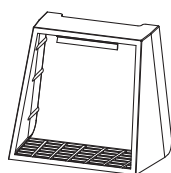
## 4" Hooded Vent

White (001) Item # 00 03 0804 001 4 per box

Paintable (030) Item # 00 03 0804 030 4 per box

Colors Item # 00 03 0805 \*\*\* 1 per box

- Locking positions .75", 1.00", 1.25"
- 12 sq. in. net free ventilation area.
- Concealed exhaust flap.
- Wire Screen sold separately. Item # 00 98 0886 000



Optional Small Animal Guard  
Not for Dryer Vent

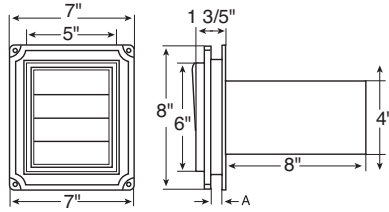
## Small Animal Guard for 4" Hooded Vent

Available in 001, 002, 023, plus Paintable (030).

Small Animal Guard Item # 00 98 0605 \*\*\* 1 per box

- Fits inside the vent.
- Order in addition to the 4" Hooded Vent.

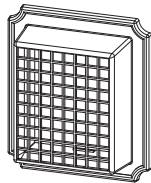
# Utility Vents



## Master® Exhaust Vent

Scalloped Item # 00 03 0801 \*\*\* 4 per box  
 Square Item # 00 03 0802 \*\*\* 4 per box

- Locking positions .75", 1.00", 1.25"
- 12 sq. in. net free ventilation area

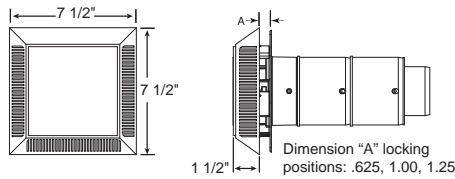


Optional Small Animal Guard  
 Not for Dryer Vent

## Small Animal Guard For Master® Exhaust Vent

Small Animal Guard Item # 00 98 0606 \*\*\* 1 per box

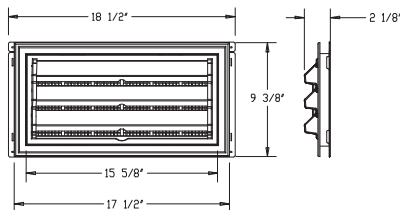
- Use in place of the trim ring.
- Order in addition to the Master Exhaust Vent.



## Master® Intake / Exhaust Vent

Item # 00 03 0807 \*\*\* 1 per box

- Locking positions .625", 1.00", 1.25"
- Full fiberglass screening.
- (Not for use as a dryer or furnace vent.)
- Snap-In Modular Vent Tube adjusts from 1 1/2" to 8" and comes with 4"-3" reducer.
- 12 sq. in. net free ventilation area



## FoundationMaster™ Kit (molded)

Molded Kit Item # 00 03 6400 \*\*\* 10 per box

- 1/4" molded-in screen for insect protection
- 50 sq. in. net free ventilation area
- Includes optional fixed louver
- For new construction or remodeling applications

## FoundationMaster™ Kit (galvanized)

Galvanized Kit Item # 00 03 6409 \*\*\* 10 per box

- 1/4" molded kit with galvanized wire screen for insect protection
- 50 sq. in. net free ventilation area
- Includes optional fixed louver
- For new construction or remodeling applications

\*\*\* Indicates color numbers. See page 44 for available colors.

# Gable Vents



*Rectangle Gable Vents (001), Louver Shutters (078), 6" Window Headers (001), 7" Foundry Shake Siding*

# Gable Vents offer

## Performance

Mid-America Gable Vents offer key features that have become the benchmark in the industry. Installation is easy with our wide nailing flange, leveling lines, adjustable stop gauge and snap-on trim ring. The snap-on trim ring hides rough cuts and reduces installation time, while providing a finished appearance once the vent has been installed.

Each gable vent has more Net Free Ventilation Area for optimal venting than industry standards. It's backed by a Limited Lifetime warranty too!

## Style

Mid-America gable vents provide added architectural detail with their wood grain finish and sharp distinctive features. Choose from the most styles, sizes and colors in the industry to accent your home beautifully.

Gable vents are also available in a paintable option for a custom look. These vents are easy to paint with a primer and acrylic paint.

## Versatility

Installation is easy on all types of siding including vinyl, wood, fiber cement, stucco, brick or stone. Our gable vents work well in both new construction and remodeling applications.

You also have the option of installing gable vents with a decorative application, when a functioning vent is not required. You can either install the vent over a substrate without cutting a vent hole or use the Non-Functional Gable Vents with closed louvers.

## Protection

Our vents feature a double baffle design that blocks a direct view into the home and provides added protection against wind-driven rain and snow. The sealed-in fiberglass screen offers complete insect and animal protection.

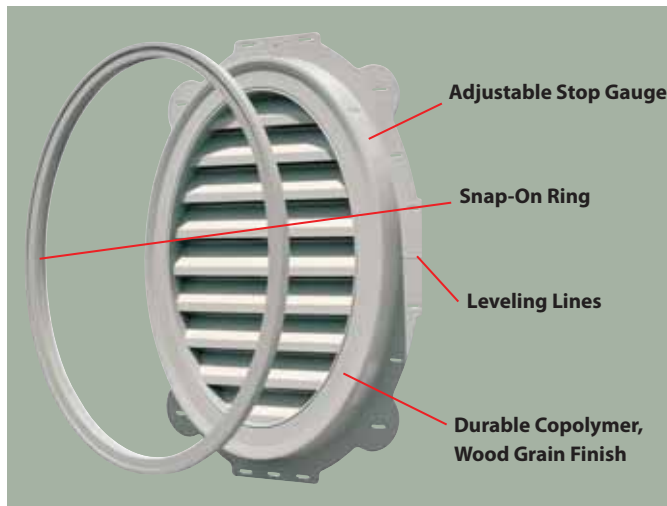


Round Gable Vent on stucco surface




Half Round Gable Vent on vinyl surface

## Front Side Features



## Back Side Features



# Standard Gable Vents

Our full color offering will match dozens of manufacturers' siding colors and offers eight styles to choose from. Our Designer Series Gable Vents offer a wide trim ring that gives a bold and dramatic finished look. For the 30" Round Gable Vent with Keystones, the entire face is one piece including the vent, trim ring, and keystones. This face snaps onto the baseplate. The 28" Round Gable Vent without keystones, as well as all other gable vents, are installed with the snap-on trim ring. No matter which vent you choose, there will be a finished appearance once the vent has been installed. Some styles can be modified to add keystones. Just look for the "K" after the size for availability. "Classic Style" vents vary from other standard vents because the frame is slightly wider and has more detail.



### 24 Stock Colors Include:

001, 002, 008, 011, 012, 013, 016, 020, 021, 023, 028, 034, 045, 048, 049, 069, 078, 082, 085, 089, 095, 097, 117, 123 and Paintable (030).

See page 45 for color swatches.

	Full Color Offering No Minimum	24 Stock Colors + Paintable	25 Piece Minimum Full Color Offering
<b>Round Top</b>			
14" x 22"		•	•
22" x 32"		•	•
Oval			
21" x 27"		•	•
<b>Octagon</b>			
18"	•		
22"	•		
27"		•	•
32"		•	•
<b>Round</b>			
18"	•		
22"	•		
36"		•	•
30" Round w/ Keystones		•	•
28" Round w/o Keystones		•	•
<b>Half Round</b>			
34" x 22"	•		
<b>Rectangle / Square</b>			
12" x 12" Square	•		
12" x 18"	•		
12" x 18" Replacement Vent		•	•
18" x 24" Classic Style		•	•
18" x 24" Rectangle	•		
24" x 30" Classic Style		•	•



Gable Vent Keystone  
00 40 0000 \*\*\*

**K** = Keystones available.  
Modifications need to be made in the field for a keystone to fit except for:  
22" Octagon  
22" Round  
22" x 34" Half Round vents


**O.D.** = Outside Dimensions  
(outside of ring to outside of ring)

**Depth** = Thickness

**NFVA** = Net Free Ventilation Area  
(square inches)

**R/O** = Rough Air Opening

# Standard Gable Vents



## STANDARD SERIES GABLE VENTS

	Item #	O. D.	Depth	NFVA	R/O	Locking Positions
<b>Round Top</b>						
14" x 22" K	00 44 1422 ***	16"x 24"	2.187"	50 sq. in.	8"x 8"	.50", .75", 1.0", 1.25"
22" x 32" K	00 44 2232 ***	22"x 32"	2.187"	70 sq. in.	9"x 9"	.50", .75", 1.0", 1.25"
<b>Oval</b>						
21" x 27" K	00 42 2127 ***	21"x 27"	2.175"	57 sq. in.	8"x 8"	.75", 1.0", 1.25", 1.50"
<b>Octagon</b>						
18"	00 40 0018 ***	18" width	2"	26 sq. in.	5"x 6"	.75", 1.0", 1.25", 1.50"
22" K	00 40 0022 ***	22" width	2"	54 sq. in.	7"x 8"	.75", 1.0", 1.25", 1.50"
27" K	00 40 0027 ***	27" width	2"	81 sq. in.	9"x 9"	.75", 1.0", 1.25", 1.50"
32" K	00 40 0032 ***	32" width	2"	110 sq. in.	10"x 11"	.75", 1.0", 1.25", 1.50"
<b>Round</b>						
18"	00 41 0018 ***	18" diameter	2"	26 sq. in.	5"x 6"	0", .25", .5", .75", 1.00", 1.25"
22" K	00 41 0022 ***	22" diameter	2"	50 sq. in.	7"x 8"	.75", 1.00", 1.25", 1.5"
36" K	00 41 0036 ***	36" diameter	2"	140 sq. in.	12"x 12"	.75", 1.00", 1.25", 1.5"
<b>Half Round</b>						
34" x 22" K	00 43 2234 ***	22.1" x 34.2"	2.1"	100 sq. in.	10"x 10"	.75", 1.0", 1.25", 1.50"
<b>Rectangle / Square</b>						
12" x 12" - Colors / Paintable	00 46 1212 ***	14.2"x 14.2"	1.75"	38 sq. in.	6"x 6"	.50", .75", 1.00", 1.25"
12" x 12" - White (5 pack)	00 46 1205 001	14.2"x 14.2"	1.75"	38 sq. in.	6"x 6"	.50", .75", 1.00", 1.25"
12" x 18" - Colors / Paintable	00 45 1218 ***	14"x 20"	1.75"	36 sq. in.	7"x 7"	.50", .75", 1.00", 1.25"
12" x 18" - White (5 pack)	00 45 1805 001	14"x 20"	1.75"	36 sq. in.	7"x 7"	.50", .75", 1.00", 1.25"
12" x 18" Replacement Vent	00 45 1801 ***	14"x 20"	1.75"	52 sq. in.	8"x 8"	.25", .50", .75", 1.00"
18" x 24" Classic Style K	00 45 2401 ***	20.2"x 26.2"	2.18"	63 sq. in.	8"x 8"	.50", .75", 1.00", 1.25"
18" x 24" - Colors / Paintable	00 45 1824 ***	20.2"x 26"	1.75"	140 sq. in.	12"x 12"	.50", .75", 1.00", 1.25"
18" x 24" - White (5 pack)	00 45 2405 001	20.2"x 26"	1.75"	140 sq. in.	12"x 12"	.50", .75", 1.00", 1.25"
24" x 30" Classic Style K	00 45 2430 ***	26.2"x 32.2"	2.18"	97 sq. in.	10"x 10"	.50", .75", 1.00", 1.25", 1.50"



**Designer 30" Round with Keystones**



**Designer 28" Round without Keystones**

## DESIGNER SERIES GABLE VENTS


	Item #	O. D.	Depth	NFVA	R/O	Locking Positions
30" – Designer 30" Round w/ Keystones	00 41 0030 ***	30" diameter	2.156"	50 sq. in.	8"x 8"	0, .25", .50", .75", 1.00", 1.25"
28" – Designer 28" Round w/o Keystones	00 41 0028 ***	28.25" diameter	2.156"	50 sq. in.	8"x 8"	.75", 1.00", 1.25", 1.50"

\*\*\* Indicates color numbers.

# Specialty Gable Vents



- Sonically welded vents.
- Choose from seven different styles.
- Style-A-Vents & Specialty Vents are only available in White (001) and Paintable (030). Not part of 25 minimum color offering.

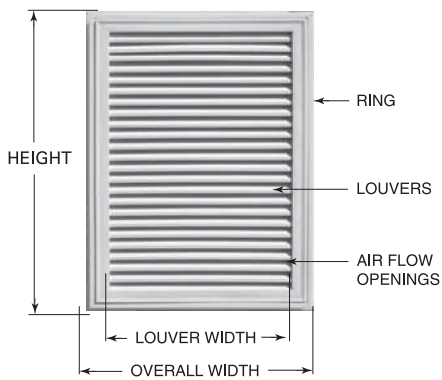
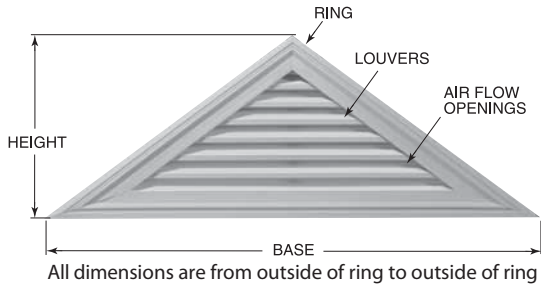


	Item #	Pitch	O.D.	Depth	NFVA Sq. In.	R/O	Locking Position
<b>Triangle</b>							
Triangle – 14.5" x 74"	00 47 0404 ***	4/12 Pitch	14.5"x 74"	2.5"	56	8"x 7"	.625", .875", 1.125", 1.375"
Triangle – 17" x 70.5"	00 47 0505 ***	5/12 Pitch	16.9"x 70.5"	2.5"	74	9"x 9"	.625", .875", 1.125", 1.375"
Triangle – 18" x 72.5"	00 47 0605 ***	6/12 Pitch	18.1"x 72.5"	2.125"	61	8"x 8"	.625", .875", 1.125", 1.375"
Triangle – 20.5" x 70.5"	00 47 0706 ***	7/12 Pitch	20.5"x 70.5"	2.125"	81	9"x 9"	.625", .875", 1.125", 1.375"
Triangle – 21" x 62.5"	00 47 0806 ***	8/12 Pitch	20.8"x 62.5"	2.125"	69	8"x 9"	.625", .875", 1.125", 1.375"
Triangle – 23"x62"	00 47 0907 ***	9/12 Pitch	23.1"x 61.8"	2.125"	89	10"x 10"	.625", .875", 1.125", 1.375"
Triangle – 23" x 56"	00 47 1007 ***	10/12 Pitch	23.4"x 56"	2.125"	77	9"x 9"	.625", .875", 1.125", 1.375"
Triangle – 26" x 56"	00 47 1108 ***	11/12 Pitch	25.8"x 56.3"	2.125"	96	10"x 10"	.625", .875", 1.125", 1.375"
Triangle – 26" x 52"	00 47 1208 ***	12/12 Pitch	26"x 52"	2.125"	88	10"x 10"	.625", .875", 1.125", 1.375"
Triangle – 17" x 34"	00 47 1204 ***	12/12 Pitch	17"x 34.1"	2.125"	19	4"x 5"	.625", .875", 1.125", 1.375"
<b>Pentagon</b>							
Pentagon – 26" x 39"	00 47 2639 ***	10/12 Pitch	26.3"x 39.2"	2.125"	153	13"x 13"	.625", .875", 1.125", 1.375"
Pentagon – 34" x 50"	00 47 3450 ***	10/12 Pitch	34.4"x 50.4"	2.125"	260	17"x 17"	.625", .875", 1.125", 1.375"
<b>Diamond</b>							
Diamond – 35" x 42"	00 47 3542 ***	14/12 Pitch	35.4"x 41.9"	2.125"	127	12"x 12"	.625", .875", 1.125", 1.375"
<b>Elongated Octagon</b>							
Elongated Octagon – 26" x 38"	00 47 2638 ***		26.4"x 38.1"	2.12"	158	13"x 13"	.625", .875", 1.125", 1.375"
Elongated Octagon – 32" x 47"	00 47 3247 ***		32.3"x 47"	2.125"	268	17"x 17"	.625", .875", 1.125", 1.375"
<b>Octagon</b>							
Octagon – 40" K	00 47 0040 ***		38.1" width	2.12"	239	15"x 16"	.625", .875", 1.125", 1.375"
<b>Horizontal Oval</b>							
Horizontal Oval – 27" x 21" K	00 47 0027 ***		27"x 21"	2.175"	72	8"x 8"	.75", 1.00", 1.25", 1.5"
<b>Rectangle</b>							
Rectangle – 32" x 42"	00 47 3242 ***		32.4"x 42.6"	2.125"	265	17"x 17"	.625", .875", 1.125", 1.375"



# Style-A-Vent™ Gable Vents

- Style-A-Vents™ & Specialty Vents are only available in White (001) and Paintable (030).
- Heights are available in specified increments based on the number of louvers.
- Rectangular and square vents available in virtually any width from 12" to 96".
- Locking Positions .625", .875", 1.125", 1.375"



## How to Figure Net Free Ventilation Area for Rectangle/Square Vents

$$NFVA = (\text{Width} - 7.12) \times (.70) \times (\text{Louvers} - 1)$$

### Example: 34" (W) x 42" (H) Vent

34.00	Outside width
<u>-7.12</u>	Ring & frame width
26.88	Width of one louver (air flow opening)
26.88	
<u>x .70</u>	Height of one air flow opening
18.82	Area of one air flow opening (in sq. in.)
16	Number of louvers
<u>-1</u>	Uppermost louver does not provide air flow
15	
18.82	Area of one air flow opening (in sq. in.)
<u>x 15</u>	Number of air flow openings
282.30	Net free ventilation area (in sq. in.)

\*\*\* Indicates color numbers.

# Roof Ventilation

## Rugged Crush Proof Construction

With nailing supports and structural ribs designed to ensure a smooth straight roof line.

## Durable Copolymer

Makes our ridge vent one of the strongest in the industry. Withstands dents from tree branches or hammer blows and resists cracking, regardless of temperature. Comes with a 40 year limited warranty.

## Self-Aligning Interlocking Ends

Help to provide quick alignment and ensure that no weather or insects can enter between venting units.

## Built-In End Caps

Improve weather resistance, simplify installation and adjust to roof pitch. Ship-Lap Design allows for expansion and contraction during temperature extremes.

## Water, Snow and Insect Resistant

Computer designed "internal baffle system" rolls back rain and snow.

## Insect, Leaf and Pine Needle Barrier

Filter inside the vent keeps out insects, leaves, pine needles, etc.



**RidgeMaster® & RidgeMaster® Plus**



**HipMaster®**



**CapMaster®**



Choose from four colors. Friction clips hold CapMaster in place. No need to caulk.

### CapMaster

Colors Dark Grey (018), Light Grey (017), Black (002), Brown (010)

Use for All 3" & 4" vent pipes. Adapts to all roof pitches from 3/12 to 12/12.

Packaged One per box

Item # 00 07 0007 \*\*\*

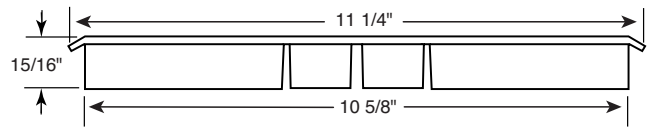


# Roof Ventilation

## 11" RidgeMaster® – for roof pitches from 3/12 to 12/12

Item # 00 07 0000 002 40 lineal ft./box (ten 4' pieces)–18 boxes/skid

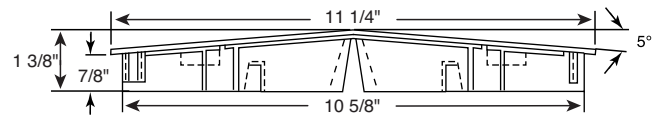
- Internal baffle engineered to keep blowing snow and rain from entering.
- Also used for fascia vents.



## 11" RidgeMaster® Plus – for roof pitches from 3/12 to 12/12

Item # 00 07 1100 002 40 lineal ft./box (ten 4' pieces)–18 boxes/skid

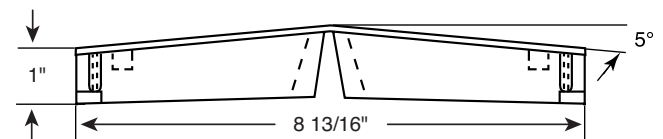
- The added pitch shows more shingle profile and less vent opening.
- Easily adapts to a Peak Vent or Flash Vent.
- Internal baffle engineered to keep snow and rain from entering.



## 9" RidgeMaster® Plus – for roof pitches from 3/12 to 12/12

Item # 00 07 0900 002 40 lineal ft./box (ten 4' pieces)–18 boxes/skid

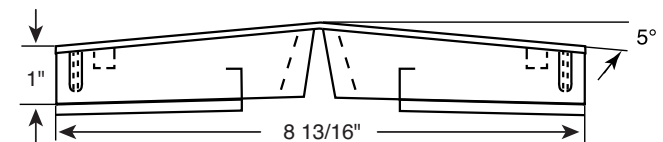
- The added pitch shows more shingle profile and less vent opening.
- Easily adapts to a Peak Vent or Flash Vent.
- Internal baffle engineered to keep snow and rain from entering.



## 9" HipMaster® – for 9" Hip

Item # 00 07 0911 002 40 lineal ft./box (ten 4' pieces)–18 boxes/skid

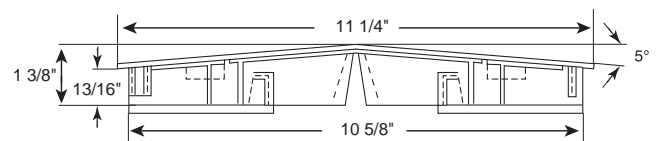
- The triple baffle system engineered to keep blowing rain and snow from entering.
- Can be joined with RidgeMaster Plus.



## 11" HipMaster® – for roof pitches from 3/12 to 12/12

Item # 00 07 1111 002 40 lineal ft./box (ten 4' pieces)–18 boxes/skid

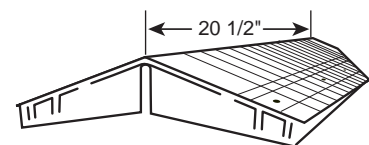
- The triple baffle system engineered to keep blowing rain and snow from entering.
- Can be joined with RidgeMaster Plus.



## HipMaster® Starter Piece

Item # 00 07 0004 002 Four 20.5" pieces per box

- Blends HipMaster into roof line at bottom or top of hip.
- Use for 11" HipMaster



### • HOW TO FIGURE PROPER VENTILATION

- Industry Standard for Proper Ventilation:  
1 sq. ft. of ventilation for every 300 sq. ft. of attic space with 50% in ridge and 50% in soffit.
- RidgeMaster Plus and HipMaster:  
12,228 sq. in. per linear foot—Net Free Ventilation Area

### • EXAMPLE: 2,000 SQ. FT. ATTIC

- 40' x 50' = 2,000 sq. ft. attic.
- 2000 sq. ft./300 sq. ft. = 6.67 sq. ft. (total ventilation req.)
- 6.67 x 144 = 960 sq. in. (conversion to inches)
- 960 sq. in. = 480 sq. in. (ridge) + 480 sq. in. (soffit)
- A 50' ridge with RidgeMaster installed equals approximately 600 sq. in. of ventilation. More than industry standards.

# Color Program

## STANDARD OPEN LOUVER SHUTTER AND STANDARD RAISED PANEL SHUTTER

**20 Colors:** 001, 002, 004, 008, 009, 010, 018, 023, 027, 028, 036, 078, 117, 122, 166, 167, 282, 283, 284, 285 and paintable (030)

### Non-Stock

**Color Program:** Standard Shutter can be produced in any color that Mid-America manufactures. This program is designed to provide color options on large scale projects. Minimum order size of 100 pairs per color, per size. Different size shutters or colors cannot be combined to achieve the minimum order. Non-standard color orders have a 4 week lead time. Orders are non-cancelable and non-returnable. Additional charges apply. See price book for more information.

### Custom

**Color Program:** Standard Shutter can be produced in a custom color. Minimum order size of 100 pairs per color, per size. Different size shutters or colors cannot be combined to achieve the minimum order. Custom color orders have a 10 week lead time. Orders are non-cancelable and non-returnable. Additional charges apply. Call Customer Service for a quote.

## STANDARD BOARD-N-BATTEN™ SHUTTERS

**20 Colors:** 001, 002, 004, 008, 009, 010, 018, 023, 027, 028, 036, 078, 117, 122, 166, 167, 282, 283, 284, 285 and paintable (030).

## CUSTOM LOUVER

**18 Colors:** 001, 002, 004, 008, 009, 010, 016, 018, 020, 023, 027, 028, 036, 078, 117, 122, 166, 167 and paintable (030)  
**4 Colors:** 282, 283, 284, and 285 available for style L1 in Widths 9¼", 12", 14½" and Lengths 25" - 80". L2 in Widths 9¼", 12", 14½" and Lengths 25" - 79"

## CUSTOM PANEL

**18 Colors:** 001, 002, 004, 008, 009, 010, 016, 018, 020, 023, 027, 028, 036, 078, 117, 122, 166, 167 and paintable (030)  
**4 Colors:** 282, 283, 284, and 285 available in Widths 12", 14½" and Lengths 31" - 80" for P2 only

## CUSTOM LOUVER-PANEL COMBINATION SHUTTERS

**18 Colors:** 001, 002, 004, 008, 009, 010, 016, 018, 020, 023, 027, 028, 036, 078, 117, 122, 166, 167 and paintable (030)

## CUSTOM BOARD-N-BATTEN™ SHUTTERS

**18 Colors:** 001, 002, 004, 008, 009, 010, 016, 018, 020, 023, 027, 028, 036, 078, 117, 122, 166, 167 and paintable (030)  
**4 Colors:** 282, 283, 284, and 285  
 Widths 3 Board Spaced - 12" only, 4 Board Joined - 14" only, (not available in style J4-A)  
 Lengths 30"-80" only. J4-A Lengths 45"-94" only

## MOUNT BLOCK UTILITY VENT COLOR PROGRAM

- Available in our full color offering. Ask to see color key chain for selection.
- All Mount Blocks including Standard, Water Management, Insulated Siding.
- All Utility Vents including Standard, Water Management, Insulated Siding.
- Foundation Master is available in the 24 stock colors plus paintable.  
 \*Available in our full page color offering with a 3 box minimum.

Orders under \$150.00 are subject to a Small Order Quantity charge. See Price Book for details.

## 9 STANDARD COLORS

001, 002, 008, 023, 028, 034, 078, 117, 123 and Paintable (030)

Note: Standard and Custom Header Widths can be combined to reach the 25 piece minimum for any colors outside of the Standard décor color offering. Styles; 6" Flat, 6" Dentil, 9" Flat, 9" Dentil, cannot be combined to reach the minimum. Colors outside of the Standard décor colors will have a 4 week lead time, are non-cancelable, and non-returnable. Refer to price book for pricing.

- Headers: Sizes can be combined, both standard and custom, to equal the 25 piece minimum. Flat Panel in standard 128" width, custom widths over 144", and headers with end caps over 73" are only available in White (001), Bright White (117), White (123), and Paintable (030).
- Door Surrounds
- Pilasters
- Scallop & Square Exterior Dentil Trim: Available in our full color offering with a 4 box minimum. For Dentil **outside corners, inside corners & end caps** no minimum required.

## GABLE VENT COLOR PROGRAM

001, 002, 008, 011, 012, 013, 016, 020, 021, 023, 028, 034, 045, 048, 049, 069, 078, 082, 085, 089, 095, 097, 117, 123 and Paintable (030).

Style-A-Vents™ & Specialty Vents are only available in 001 and paintable. Cannot combine different vents or colors to equal the 25 piece minimum.






















### Standard Lead Time: 10 Business Days

	Full Color Offering No Minimum	24 Stock Colors + Paintable	25 Piece Minimum Full Color Offering
<b>Round Top</b>			
14" x 22"		•	•
22" x 32"		•	•
<b>Oval</b>			
21" x 27"		•	•
<b>Octagon</b>			
18"	•		
22"	•		
27"		•	•
32"		•	•
<b>Round</b>			
18"	•		
22"	•		
36"		•	•
30" Round w/ Keystones		•	•
28" Round w/o Keystones		•	•
<b>Half Round</b>			
34" x 22"	•		
<b>Rectangle / Square</b>			
12" x 12" Square	•		
12" x 18" Rectangle	•		
12" x 18" Replacement Vent		•	•
18" x 24" Classic Style		•	•
18" x 24" Rectangle	•		
24" x 30" Classic Style		•	•

## Stock Vent Colors

			
White 001	Black 002	Sandalwood 011	Clay 008
			
Light Almond 013	Light Grey 016	Dark Almond 012	Cream 020
			
Sandstone Beige 021	Wicker 023	Forest Green 028	Parchment 034
			
Sandstone Maple 045	Almond 048	Almond 049	Tan 069
			
Wineberry 078	Linen 082	Clay 085	Champagne 089
			
Clay 095	Clay 097	Bright White 117	White 123
			
Paintable 030			

## Stock Shutter Colors\*

			
White 001	Black 002	Wedgewood Blue 004	Clay 008
			
Federal Brown 009	Musket Brown 010	Tuxedo Grey 018	Wicker 023
			
Burgundy Red 027	Forest Green 028	Classic Blue 036	Wineberry 078
			
Bright White 117	Midnight Green 122	Midnight Blue 166	Bordeaux 167
			
Colonial Green 282	Moss 283	Sage 284	Plum 285
			
Paintable 030			

\* All blocks are available in full color offering (150+ colors).  
Actual colors may vary from printed representations.

PLANT ORIGATION KEY	Metamora MI	Elkland PA	Latta SC
<b>Standard Shutters</b>			
14 1/2" Cathedral Open Louver		E	
14 3/4" Williamsburg Raised Panel		E	
12" & 14" Board-N-Batten™	M		
<b>Custom Shutters</b>			
Board-N-Batten™	M		
Style-A-Louver™	M		
Style-A-Panel™	M		
<b>Shutter Tops</b>			
14 1/2" Open Louver		E	
14 3/4" Raised Panel		E	
14 3/4" Transom Top Add On		E	
<b>Window and Door Trim</b>			
Headers		E	
Header Keystones		E	
Sunbursts		E	
Pilaster Kit for Door Surround		E	
Dentil Trim		E	
<b>Gable Vents</b>			
GableMaster® Stock Vents		E	
Gable Vent Keystones		E	
GableMaster® Specialty Vents	M		
GableMaster® Style-A-Vent™	M		
<b>Mount Blocks</b>			
All Mount Blocks		E	
<b>Utility Vents</b>			
FoundationMaster™		E	
Animal Guards		E	
Master Exhaust Vent		E	
Master Intake/Exhaust Vent		E	
Classic Hooded Vent		E	
<b>Accessories</b>			
Decorative Hinge & S-Hook		E	
Shutter-Lok™	M/E	M/E	
Painted Steel Screws	M/E	M/E	
Mini Shutters	M		
Ferrules		E	
Roof Ventilation	M		
SturdiMount			L

# The Tapco Group®: Innovation is our Cornerstone

All of our brands at The Tapco Group® are firmly rooted in innovation. Focusing on maintenance-free beauty, easy installation, sustainability and delivering the most colors and product options, The Tapco Group is committed to Innovation Born from Original Thinking™. From the basement to the roof, we have your needs covered. We invite you to learn more about the complete range of premium exterior products offered by The Tapco Group. [www.TheTapcoGroup.com](http://www.TheTapcoGroup.com)



## InSpire® Roofing Products

InSpire offers the industry's widest color palette, including the only "color-through blended-color" tiles on the market. The proprietary manufacturing process ensures authentic texture for both InSpire's composite slate and composite cedar shakes, and correct weathering for elegance over the decades. Durability and safety are enhanced with a Class A fire rating and our InFlex design that delivers a perfect fit and strength that survives 110 mph winds. [www.InSpireRoofing.com](http://www.InSpireRoofing.com)

## The Foundry®

The Foundry Specialty Siding offers the handsome warmth of shake and shingle siding and the inherent charm of stone. Our proprietary manufacturing process uses more than a hundred molds cast from real cedar and stone, giving your home authentic texture with artistic color and premium durability. An ASA cap keeps colors rich for a lifetime. Contractor-friendly 5-foot panels are unique, allowing easy handling, less scrap and faster completion of homes. [www.FoundrySiding.com](http://www.FoundrySiding.com)





### **Atlantic Premium Shutters®**

When only the best will do, Atlantic Premium Shutters provide the ultimate level of sophistication for homes. Atlantic's architecturally-correct shutters are handcrafted to each homeowner's specifications, adding detail and dimension with operability or full functionality. The Architectural Collection's cutting-edge construction lasts a lifetime, while its protective finish ensures the rich color you select will stay vibrant for years. [www.AtlanticPremiumShutters.com](http://www.AtlanticPremiumShutters.com)

### **Wellcraft® Egress Systems**

For code-compliance and peace of mind, Wellcraft Egress Systems provide critical escape routes while making basements more livable. The systems' simple use delivers an emergency exit that even children can operate. Basements are enhanced by the addition of natural light and fresh air, and innovative well designs even allow homeowners to create a scenic look by adding flowers and plants directly into well steps. [www.WellcraftWells.com](http://www.WellcraftWells.com)



### **Tapco Integrated Tool Systems®**

Serving professional siding applicators since 1961, Tapco Integrated Tool Systems allow for faster bending, safer cutting and customized exterior touches that distinguish their customers' homes. Our brakes and full line of accessories offer quick measuring, efficient slitting and sawing, enhanced job site mobility and the ability to create value-adding decorative designs and strengthening ribs in fascia, window trims, frieze boards, porch posts and beams. [www.TapcoTools.com](http://www.TapcoTools.com)





## At Your Service

At Mid-America, we're all about solutions. We're committed to providing exceptional customer experiences and to building relationships. With order accuracy and on-time delivery better than 99 percent, you can rely on our U.S.-based manufacturing and customer service. Let us exceed your expectations with the most colors, the most siding accessory patents, superior warranty coverage and an unwavering dedication to our valued customers.

# MA MID-AMERICA Siding Components®

[www.MidAmericaComponents.com](http://www.MidAmericaComponents.com)  
Customer Service: 800-521-8486  
Fax: 888-459-3647



Item # 0008 1330 000  
M878 GR-12/12